

Optimizing Treatment for Patients with Relapsed/Refractory Chronic Lymphocytic Leukemia

William G Wierda, MD, PhD

Jane and John Justin Distinguished Chair in Leukemia Research in Honor of Dr Elihu Estey

Section Chief, Chronic Lymphocytic Leukemia

Center Medical Director

Department of Leukemia, Division of Cancer Medicine

Executive Medical Director, Inpatient Medical Services

The University of Texas MD Anderson Cancer Center

Houston, Texas

Disclosures

Consulting/Advisory Boards, No Compensation	AbbVie Inc, Acerta Pharma — A member of the AstraZeneca Group, AstraZeneca Pharmaceuticals LP, BeOne, Bristol Myers Squibb, Intellisphere, Johnson & Johnson, Lilly, Loxo Oncology Inc, a wholly owned subsidiary of Eli Lilly & Company
Contracted Research	AbbVie Inc, Acerta Pharma — A member of the AstraZeneca Group, BeOne, Bristol Myers Squibb, Genentech, a member of the Roche Group, Gilead Sciences Inc, Janssen Biotech Inc, Juno Therapeutics, a Bristol Myers Squibb Company, Loxo Oncology Inc, a wholly owned subsidiary of Eli Lilly & Company, Nurix Therapeutics Inc, Pharmacyclics LLC, an AbbVie Company
Nonrelevant Financial and Nonfinancial Relationships	National Comprehensive Cancer Network (Chair, CLL), Support by the NIH/NCI under award number P30 CA016672 and used MD Anderson Cancer Center Support Grant (CCSG) shared resources, Wiley China (consulting/advisory board, no compensation)

Program Steering Committee



Catherine C Coombs, MD
Associate Clinical Professor
Division of Hematology/Oncology
Department of Medicine
UCI Health
Orange County, California



Bitu Fakhri, MD, MPH
Assistant Professor of Medicine (Hematology)
Stanford University School of Medicine
Stanford, California



Matthew S Davids, MD, MMSc
Associate Professor of Medicine
Harvard Medical School
Leader, Lymphoma Program
Dana-Farber/Harvard Cancer Center
Director of Clinical Research
Division of Lymphoma
Dana-Farber Cancer Institute
Boston, Massachusetts



Nicole Lamanna, MD
Judy Horrigan Professor of Medicine
Director of the Chronic Lymphocytic
Leukemia Program
Leukemia Service
Hematologic Malignancies Section
Herbert Irving Comprehensive Cancer Center
NewYork-Presbyterian/Columbia University
Irving Medical Center
New York, New York

Program Steering Committee



Jeff Sharman, MD
Medical Director of Hematology Research
Sarah Cannon Research Institute
at Willamette Valley Cancer Center
Eugene, Oregon



Jennifer Woyach, MD
Professor
Division of Hematology
Department of Internal Medicine
The Ohio State University Comprehensive
Cancer Center
Columbus, Ohio



William G Wierda, MD, PhD
Jane and John Justin Distinguished Chair
in Leukemia Research in Honor of Dr Elihu Estey
Section Chief, Chronic Lymphocytic Leukemia
Center Medical Director
Department of Leukemia, Division of Cancer Medicine
Executive Medical Director, Inpatient Medical Services
The University of Texas MD Anderson Cancer Center
Houston, Texas



PROJECT CHAIR
Neil Love, MD
Research To Practice
Miami, Florida

Key Datasets

- Thompson PA, Tam CS. **Pirtobrutinib**: A new hope for patients with **BTK inhibitor-refractory** lymphoproliferative disorders. *Blood* 2023 June 29;141(26):3137-42.
- Shah NN et al. **Pirtobrutinib monotherapy** in Bruton tyrosine kinase inhibitor-intolerant patients with B-cell malignancies: Results of the **phase I/II BRUIN trial**. *Haematologica* 2025 January 1;110(1):92-102.
- Sharman JP et al. **Phase III trial of pirtobrutinib versus idelalisib/rituximab or bendamustine/rituximab** in covalent Bruton tyrosine kinase inhibitor-pretreated chronic lymphocytic leukemia/small lymphocytic lymphoma (**BRUIN CLL-321**). *J Clin Oncol* 2025 August;43(22):2538-49.
- Galitzia A et al. Chronic lymphocytic leukemia: **Management of adverse events** in the era of targeted agents. *Cancers (Basel)* 2024 May 24;16(11):1996.
- Jurczak W et al. **Long-term safety with ≥12 months of pirtobrutinib** in relapsed/refractory (R/R) B-cell malignancies. EHA 2023;Abstract P618.
- Eyre TA et al. **BRUIN CLL-322**: A phase 3 open-label, randomized study of **fixed duration pirtobrutinib plus venetoclax and rituximab versus venetoclax and rituximab** in previously treated chronic lymphocytic leukemia/small lymphocytic lymphoma. ASCO 2023;Abstract TPS7583.
- Woyach J et al. **Pirtobrutinib vs ibrutinib in treatment-naïve and relapsed/refractory CLL/SLL**: Results from the first randomized **phase III study** comparing a non-covalent and covalent BTK inhibitor. ASH 2025;Abstract 683.
- Jurczak W et al. **Pirtobrutinib vs bendamustine plus rituximab (BR)** in patients with CLL/SLL: First results from a randomized **phase III study** examining a non-covalent BTK inhibitor in **untreated patients**. ASH 2025;Abstract LBA3.

Key Datasets

- Siddiqi T et al. **Lisocabtagene maraleucel (liso-cel) in R/R CLL/SLL: 24-month median follow-up of TRANSCEND CLL 004.** ASH 2023;Abstract 330.
- Wierda WG et al. **Lisocabtagene maraleucel (liso-cel) combined with ibrutinib (ibr) for patients (pts) with relapsed or refractory (R/R) chronic lymphocytic leukemia (CLL)/small lymphocytic lymphoma (SLL): Primary results from the open-label, phase 1/2 Transcend CLL 004 study.** ASH 2024;Abstract 887.

Key Datasets

- Cassanello G et al. **Trial watch: Bispecific antibodies** for the treatment of relapsed or refractory large B-cell lymphoma. *Oncoimmunology* 2024 March 3;13(1):2321648.
- Danilov A et al. **Epcoritamab monotherapy** in patients (pts) with relapsed or refractory (R/R) chronic lymphocytic leukemia (CLL): Results from **CLL expansion and optimization cohorts of Epcore CLL-1**. ASH 2024;Abstract 883.
- Ahn I et al. **Updated efficacy and safety results** of the Bruton tyrosine kinase (**BTK**) **degrader BGB-16673** in patients with relapsed/refractory chronic lymphocytic leukemia/small lymphocytic lymphoma (CLL/SLL) from the ongoing **phase 1 CaDAnCe-101 study**. ASH 2025;Abstract 85.
- Shah NN et al. **Efficacy and safety** of the Bruton's tyrosine kinase (**BTK**) **degrader NX-5948** in patients with relapsed/refractory (R/R) chronic lymphocytic leukemia (CLL): Updated results from an **ongoing phase 1a/b study**. ASH 2024;Abstract 884.
- Woyach JA et al. **First-in-human study** of the **reversible BTK inhibitor nemtabrutinib** in patients with relapsed/refractory chronic lymphocytic leukemia and B-cell non-Hodgkin lymphoma. *Cancer Discov* 2024;14(1):66-75.

Management of Double-Refractory CLL

Introduction: Sequencing of Treatment for CLL

Module 1: Clinician Survey Results

Module 2: Noncovalent BTK Inhibitor Pirtobrutinib

Module 3: Clinician Survey Results

Module 4: CAR T-Cell Therapy

Module 5: Clinician Survey Results

Module 6: Bispecific Antibodies and Promising Investigational Strategies

Management of Double-Refractory CLL

Introduction: Sequencing of Treatment for CLL

Module 1: Clinician Survey Results

Module 2: Noncovalent BTK Inhibitor Pirtobrutinib

Module 3: Clinician Survey Results

Module 4: CAR T-Cell Therapy

Module 5: Clinician Survey Results

Module 6: Bispecific Antibodies and Promising Investigational Strategies

Targeted Therapy Sequencing for CLL

cBTKi

BCL2i
+CD20

cBTKi + BCL2i not included here

Factors affecting timelines:

- Age
- Del(17p) / *TP53*-m
- IGHV-MS / Del(11q)
- Complex karyotype

1

2

3

4

5

6

7

8

9

10

11

12

13

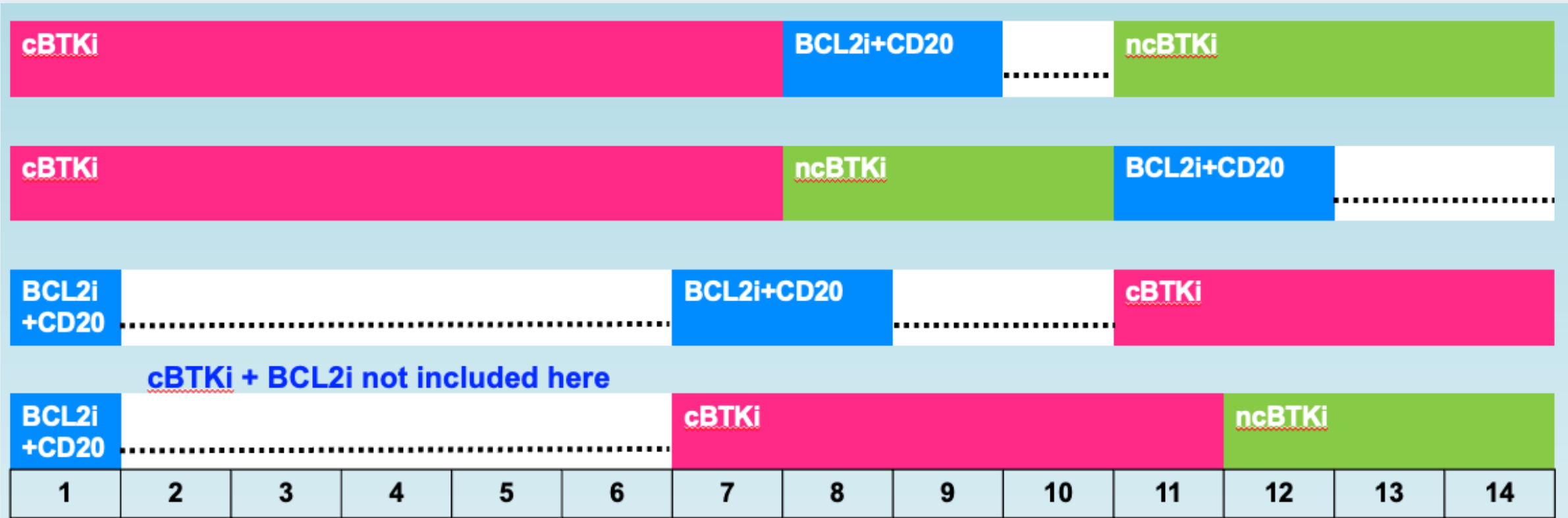
14

Years

Double Exposed vs. Double Refractory:

- Exposed ≠ Refractory
- Refractory=progression on treatment

Targeted Therapy Sequencing for CLL



Factors affecting timelines:

- Age
- Del(17p) / TP53-m
- IGHV-MS / Del(11q)
- Complex karyotype

Years

Double Exposed vs. Double Refractory:

- Exposed ≠ Refractory
- Refractory=progression on treatment

Management of Double-Refractory CLL

Introduction: Sequencing of Treatment for CLL

Module 1: Clinician Survey Results

Module 2: Noncovalent BTK Inhibitor Pirtobrutinib

Module 3: Clinician Survey Results

Module 4: CAR T-Cell Therapy

Module 5: Clinician Survey Results

Module 6: Bispecific Antibodies and Promising Investigational Strategies

In general, what is the minimum duration of remission after second-line venetoclax/
anti-CD20 antibody before you would consider retreatment as third-line therapy?



Dr Coombs

12 months



Dr Davids

12 months



Dr Fakhri

24 months



Dr Lamanna

>24 months



Dr Sharman

24-36 months



Dr Wierda

24 months



Dr Woyach

36 months

75-year-old patient with relapsed CLL, no del(17p) or TP53 mutation:
Covalent BTKi 6 years → PD → venetoclax/anti-CD20 antibody 2 years →
3 years observation → PD



Dr Coombs

Venetoclax/anti-CD20 antibody



Dr Davids

Venetoclax/anti-CD20 antibody



Dr Fakhri

Pirtobrutinib



Dr Lamanna

Venetoclax/anti-CD20 antibody



Dr Sharman

Pirtobrutinib bridge to CAR-T



Dr Wierda

Pirtobrutinib



Dr Woyach

Venetoclax/anti-CD20 antibody

75-year-old patient with relapsed CLL, no del(17p) or TP53 mutation:
Covalent BTKi 6 years → PD → venetoclax/anti-CD20 antibody 2 years →
1 year observation → PD



Dr Coombs

Pirtobrutinib



Dr Davids

Pirtobrutinib



Dr Fakhri

Pirtobrutinib



Dr Lamanna

Pirtobrutinib



Dr Sharman

Pirtobrutinib bridge to CAR-T



Dr Wierda

Pirtobrutinib bridge to CAR-T



Dr Woyach

Pirtobrutinib

75-year-old patient with relapsed CLL, no del(17p) or TP53 mutation:
Venetoclax/anti-CD20 antibody 1 year → 2 years observation → PD → covalent BTKi 4 years → PD



Dr Coombs

Pirtobrutinib



Dr Davids

Venetoclax/anti-CD20 antibody



Dr Fakhri

Pirtobrutinib or rechallenge with venetoclax



Dr Lamanna

Pirtobrutinib



Dr Sharman

Venetoclax/anti-CD20 antibody



Dr Wierda

Pirtobrutinib



Dr Woyach

Pirtobrutinib

75-year-old patient with relapsed CLL, no del(17p) or TP53 mutation:
Venetoclax/anti-CD20 antibody 1 year → 4 years observation → PD → covalent
BTKi 4 years → PD



Dr Coombs

Venetoclax/anti-CD20 antibody



Dr Davids

Venetoclax/anti-CD20 antibody



Dr Fakhri

Pirtobrutinib or rechallenge with venetoclax



Dr Lamanna

Venetoclax/anti-CD20 antibody



Dr Sharman

Venetoclax/anti-CD20 antibody



Dr Wierda

Pirtobrutinib



Dr Woyach

Pirtobrutinib

75-year-old patient with relapsed CLL, no del(17p) or TP53 mutation:

Covalent BTKi 2 years → responds but stops due to subdural hematoma → 3 years observation
→ PD → venetoclax/anti-CD20 antibody 2 years → 6 months observation → PD



Dr Coombs

Pirtobrutinib



Dr Davids

Venetoclax monotherapy



Dr Fakhri

CAR T-cell therapy or epcoritamab on clinical trial



Dr Lamanna

Venetoclax monotherapy



Dr Sharman

Pirtobrutinib or CAR-T



Dr Wierda

Pirtobrutinib



Dr Woyach

Pirtobrutinib or CAR-T

75-year-old patient with relapsed CLL, no del(17p) or TP53 mutation:

Covalent BTKi 2 years → responds but stops due to arthralgias → 2 years observation → PD → venetoclax/anti-CD20 antibody 2 years → 6 months observation → PD



Dr Coombs

Alternative covalent BTKi



Dr Davids

Alternative covalent BTKi



Dr Fakhri

Alternative covalent BTKi



Dr Lamanna

Alternative covalent BTKi or pirtobrutinib



Dr Sharman

Alternative covalent BTKi



Dr Wierda

Alternative covalent BTKi



Dr Woyach

Alternative covalent BTKi

Management of Double-Refractory CLL

Introduction: Sequencing of Treatment for CLL

Module 1: Clinician Survey Results

Module 2: Noncovalent BTK Inhibitor Pirtobrutinib

Module 3: Clinician Survey Results

Module 4: CAR T-Cell Therapy

Module 5: Clinician Survey Results

Module 6: Bispecific Antibodies and Promising Investigational Strategies

Key Datasets

- Thompson PA, Tam CS. **Pirtobrutinib**: A new hope for patients with **BTK inhibitor-refractory** lymphoproliferative disorders. *Blood* 2023 June 29;141(26):3137-42.
- Shah NN et al. **Pirtobrutinib monotherapy** in Bruton tyrosine kinase inhibitor-intolerant patients with B-cell malignancies: Results of the **phase I/II BRUIN trial**. *Haematologica* 2025 January 1;110(1):92-102.
- Sharman JP et al. **Phase III trial of pirtobrutinib versus idelalisib/rituximab or bendamustine/rituximab** in covalent Bruton tyrosine kinase inhibitor-pretreated chronic lymphocytic leukemia/small lymphocytic lymphoma (**BRUIN CLL-321**). *J Clin Oncol* 2025 August;43(22):2538-49.
- Galitzia A et al. Chronic lymphocytic leukemia: **Management of adverse events** in the era of targeted agents. *Cancers (Basel)* 2024 May 24;16(11):1996.
- Jurczak W et al. **Long-term safety with ≥12 months of pirtobrutinib** in relapsed/refractory (R/R) B-cell malignancies. EHA 2023;Abstract P618.
- Eyre TA et al. **BRUIN CLL-322**: A phase 3 open-label, randomized study of **fixed duration pirtobrutinib plus venetoclax and rituximab versus venetoclax and rituximab** in previously treated chronic lymphocytic leukemia/small lymphocytic lymphoma. ASCO 2023;Abstract TPS7583.
- Woyach J et al. **Pirtobrutinib vs ibrutinib in treatment-naïve and relapsed/refractory CLL/SLL**: Results from the first randomized **phase III study** comparing a non-covalent and covalent BTK inhibitor. ASH 2025;Abstract 683.
- Jurczak W et al. **Pirtobrutinib vs bendamustine plus rituximab (BR)** in patients with CLL/SLL: First results from a randomized **phase III study** examining a non-covalent BTK inhibitor in **untreated patients**. ASH 2025;Abstract LBA3.

Key Differences Between Available Covalent and Reversible Bruton Tyrosine Kinase (BTK) Inhibitors

	Ibrutinib	Acalabrutinib	Zanubrutinib	Pirtobrutinib
BTK binding	Covalent C481	Covalent C481	Covalent C481	Reversible ATP pocket Distant from C481
Half-life	6 hours	1 hour	4 hours	20 hours >90% BTK inhibition
BTK Y223 autophosphorylation	Inhibited	Inhibited	Inhibited	Inhibited
BTK Y551 phosphorylation	No effect	No effect	No effect	Inhibited (maintenance of closed conformation)
BTK C481S mutation	Common	Reported	Reported	Not described Effective against C481S
Kinase-dead mutations	Uncommon and restricted to C481* (active against HCK)	Not reported to date	Reported: L528W > C481Y	Reported: L528W > V416L, A428D, C481R, M477I, and M437R
T474I/T474L gatekeeper mutation	Uncommon*; active against T474I and T474L	Reported	Not reported to date	Reported
Off-target hits†	BLK BMX BRK EGFR HER2 HER4 ITK JAK3 RLK TEC	HER4	BLK BMX BRK EGFR HER4 RLK	HER4 BRK

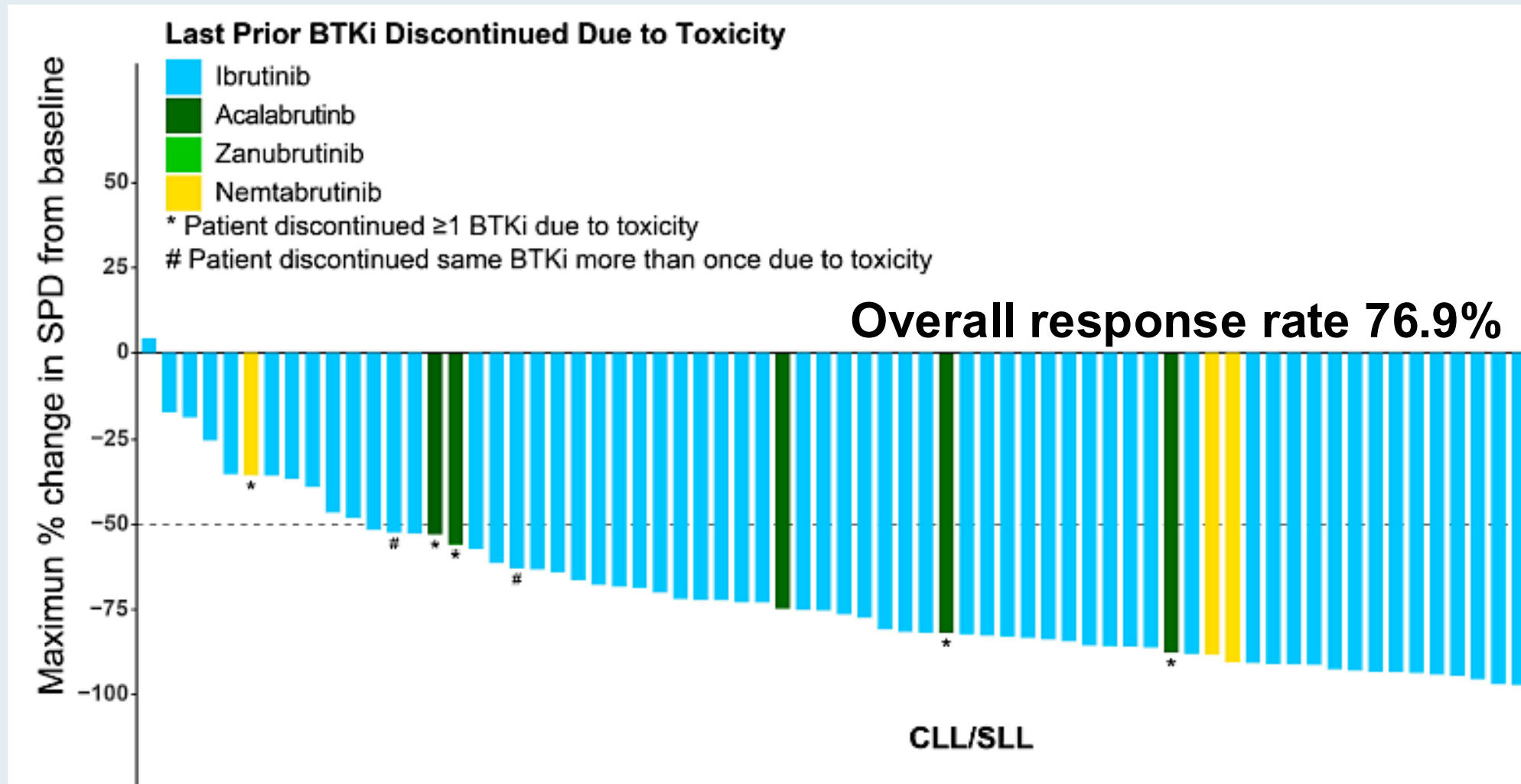


Pirtobrutinib monotherapy in Bruton tyrosine kinase inhibitor-intolerant patients with B-cell malignancies: results of the phase I/II BRUIN trial

by Nirav N. Shah, Michael Wang, Lindsey E. Roeker, Krish Patel, Jennifer A. Woyach, William G. Wierda, Chaitra S. Ujjani, Toby A. Eyre, Pier Luigi Zinzani, Alvaro J. Alencar, Paolo Ghia, Nicole Lamanna, Marc S. Hoffmann, Manish R. Patel, Ian Flinn, James N. Gerson, Shuo Ma, Catherine C. Coombs, Chan Y. Cheah, Ewa Lech-Maranda, Bitu Fakhri, Won Seog Kim, Minal A. Barve, Jonathon B. Cohen, Wojciech Jurczak, Talha Munir, Meghan C. Thompson, Donald E. Tsai, Katherine Bao, Nicholas A. Cangemi, Jennifer F. Kherani, Richard A. Walgren, Hongmei Han, Amy S. Ruppert, and Jennifer R. Brown

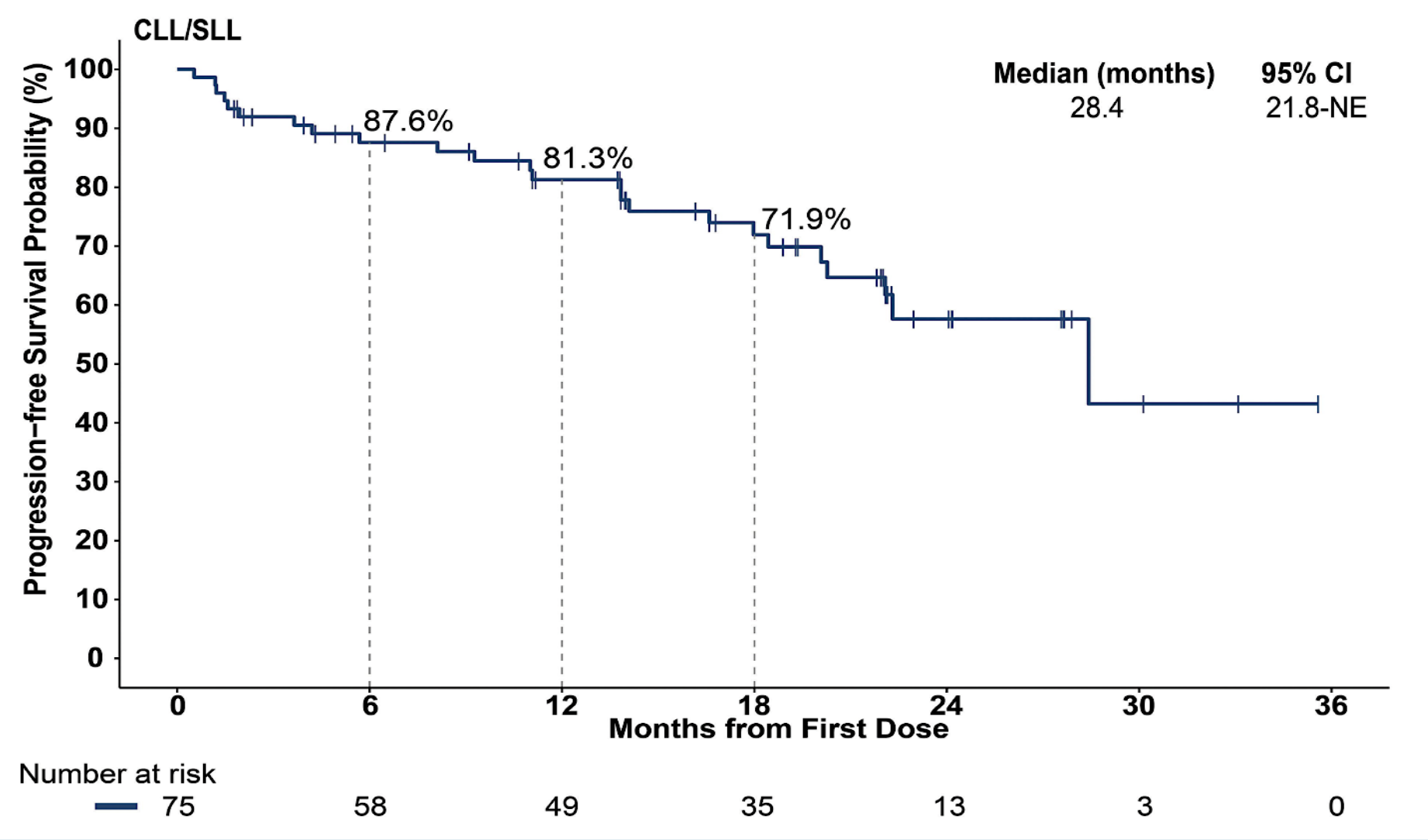
Haematologica 2025;110(1):92-102.

BRUIN: Pirtobrutinib Efficacy in Patients with CLL or SLL Who Received Prior BTK Inhibitor (BTKi) Treatment



SPD = sum of product diameters

BRUIN: Median Progression-Free Survival for Patients with CLL/SLL



BRUIN: Pirtobrutinib Safety Profile in the Overall Population

AE	BTKi-intolerant (n=127)			
	All cause AEs, %		Treatment-related AEs, %	
	Any Grade	Grade ≥3	Any Grade	Grade ≥3
Fatigue	39.4	3.9	9.4	1.6
Neutropenia ^a	37.0	31.5	21.3	17.3
Diarrhea	29.9	1.6	12.6	0.8
Contusion	29.1	0.0	22.0	0.0
Cough	26.8	0.0	4.7	0.0
Headache	25.2	0.8	7.1	0.8
COVID-19	22.8	4.7	0.0	0.0
Abdominal pain	22.0	2.4	4.7	0.8
Dyspnea	22.0	2.4	5.5	0.0
Nausea	20.5	0.0	4.7	0.0
AEs of Interest^b	Any Grade	Grade ≥3	Any Grade	Grade ≥3
Infections ^c	68.5	24.4	14.2	5.5
Infections (excluding COVID-19)	59.8	17.3	14.2	5.5
Bruising ^d	36.2	0.0	26.8	0.0
Rash ^e	22.8	0.8	8.7	0.8
Arthralgia	21.3	0.8	4.7	0.0
Hemorrhage/hematoma ^f	14.2	3.1	4.7	0.8
Hypertension	7.9	0.8	3.1	0.0
Atrial fibrillation/flutter ^g	4.7	1.6	0.8	0.0

FDA Grants Traditional Approval to Pirtobrutinib for Chronic Lymphocytic Leukemia and Small Lymphocytic Lymphoma


Press Release: December 3, 2025

“... the Food and Drug Administration granted traditional approval to pirtobrutinib for adults with relapsed or refractory chronic lymphocytic leukemia or small lymphocytic lymphoma (CLL/SLL) who have previously been treated with a covalent BTK inhibitor.

Efficacy was evaluated in BRUIN-CLL-321 (NCT 04666038), a randomized, open-label, active-controlled trial. The trial randomized 238 patients who were previously treated for CLL/SLL, including a covalent BTK inhibitor. Patients previously treated with a non-covalent BTK inhibitor were not permitted. Patients were randomized (1:1) to receive either pirtobrutinib or investigator’s choice of idelalisib plus a rituximab product (IR) or bendamustine plus a rituximab product (BR).

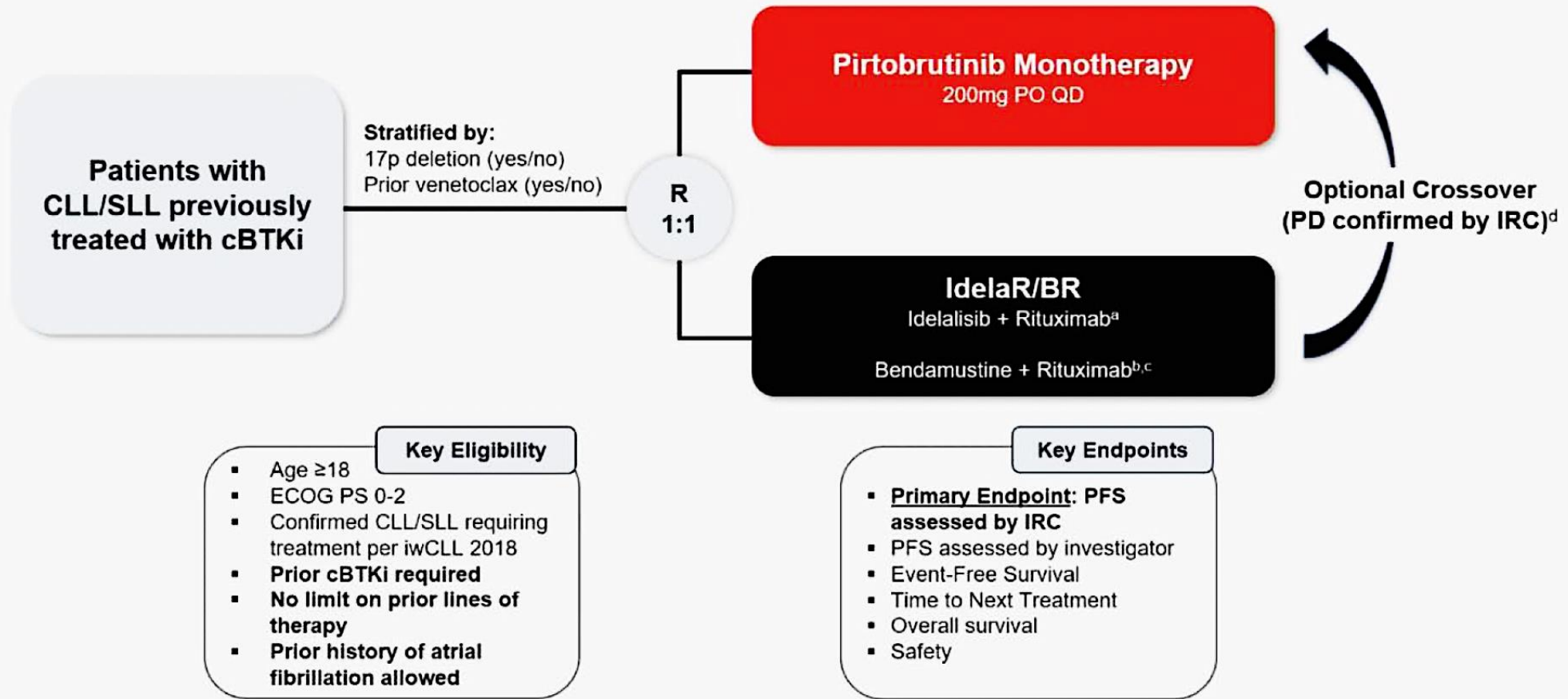
Median PFS was 11.2 months (95% CI: 9.5, 11.4) in the pirtobrutinib arm and 8.7 months (95% CI: 7.2, 10.2) in the investigator’s choice of IR/BR arm (Hazard ratio 0.58 [95% CI: 0.38, 0.89]; p-value 0.0105). Of the 119 patients in the investigator’s choice arm, 50 crossed over to receive pirtobrutinib therapy. At an updated analysis with a median follow-up time of 19.8 months, the HR for overall survival (OS) was 1.09 (95% CI: 0.68, 1.75).”

Phase III Trial of Pirtobrutinib Versus Idelalisib/Rituximab or Bendamustine/Rituximab in Covalent Bruton Tyrosine Kinase Inhibitor–Pretreated Chronic Lymphocytic Leukemia/Small Lymphocytic Lymphoma (BRUIN CLL-321)

Jeff P. Sharman, MD¹ ; Talha Munir, PhD, MBBS² ; Sebastian Grosicki, MD, PhD³; Lindsey E. Roeker, MD⁴; John M. Burke, MD⁵ ; Christine I. Chen, MHPE, MD⁶; Norbert Grzasko, MD, PhD⁷ ; George Follows, PhD, MA, BM, BCh, FRCP⁸; Zoltán Mátrai, MD, PhD⁹; Alessandro Sanna, MD¹⁰ ; Lugui Qiu, MD¹¹; Ru Feng, MD¹² ; Vu Minh Hua, PhD, MBBS, FRACP, FRCPA¹³; Wojciech Jurczak, MD, PhD¹⁴; Matthias Ritgen, MD¹⁵ ; Shuhua Yi, MD¹⁶ ; Francesc Bosch, MD, PhD¹⁷ ; Catherine C. Coombs, MD¹⁸; Katherine Bao, PhD¹⁹ ; Vishalkumar Patel, MD¹⁹; Bin Liu, MSc, MPH¹⁹; Livia Compte, MD, PhD¹⁹ ; Ananya Guntur, PhD¹⁹; Denise Y. Wang, PhD¹⁹; Marisa Hill, MS, MD¹⁹; Ching Ching Leow, PhD¹⁹; Paolo Ghia, MD, PhD²⁰ ; and Paul M. Barr, MD²¹ 

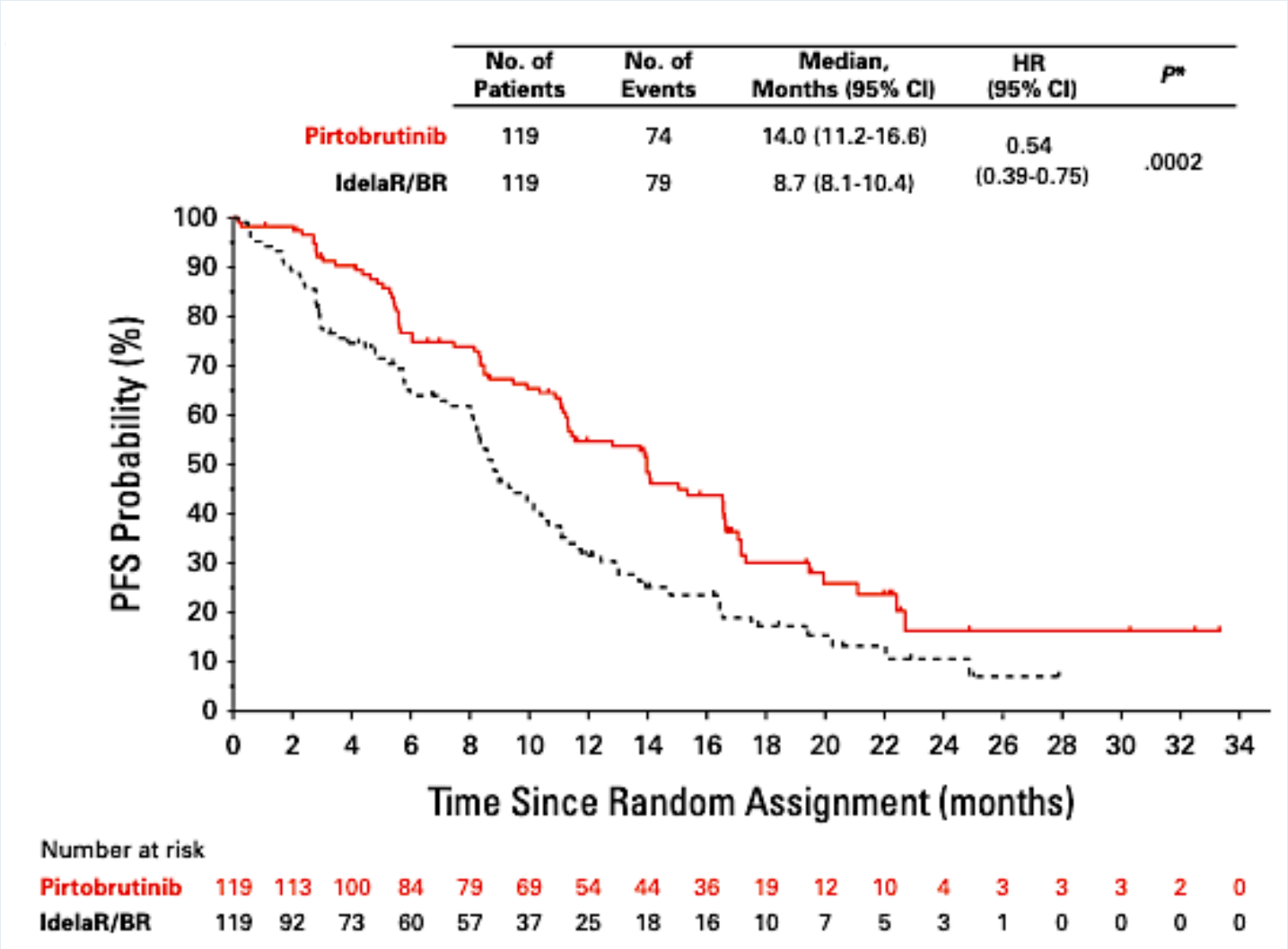
J Clin Oncol 2025;43:2538-49.

BRUIN CLL-321: A Phase III Trial of Pirtobrutinib Monotherapy for Relapsed/Refractory CLL



Treatment was given in 28-day cycles. PFS assessed based on iwCLL2018. ^aIdelalisib dosed at 150mg PO BID. Day 1 of cycle 1, first dose of rituximab at 375 mg/m², next 4 infusions at 500 mg/m² every 2 weeks, next 3 infusions at 500 mg/m² every 4 weeks. ^bBendamustine (70 mg/m²) administered IV D1, D2 of cycles 1-6. ^cDay 1 of cycle 1, first dose of rituximab at 375 mg/m², next 5 infusions day 1 of cycle 2 through cycle 6 at 500 mg/m². ^dEligible patients receiving investigator's choice of IdelaR/BR could crossover to receive pirtobrutinib monotherapy upon confirmation of PD by IRC per protocol. Abbreviations: BID, twice daily; BR, bendamustine + rituximab; cBTKi, covalent Bruton tyrosine kinase inhibitor; CLL, chronic lymphocytic leukemia; ECOG PS, Eastern Cooperative Oncology Group Performance Status; IdelaR, idelalisib + rituximab; IRC, Independent Review Committee; iwCLL, international workshop on chronic lymphocytic leukemia; mg, milligram; PD, progressive disease; PFS, progression free survival; PO, by mouth; QD, once daily; R, randomized; SLL, small lymphocytic lymphoma.

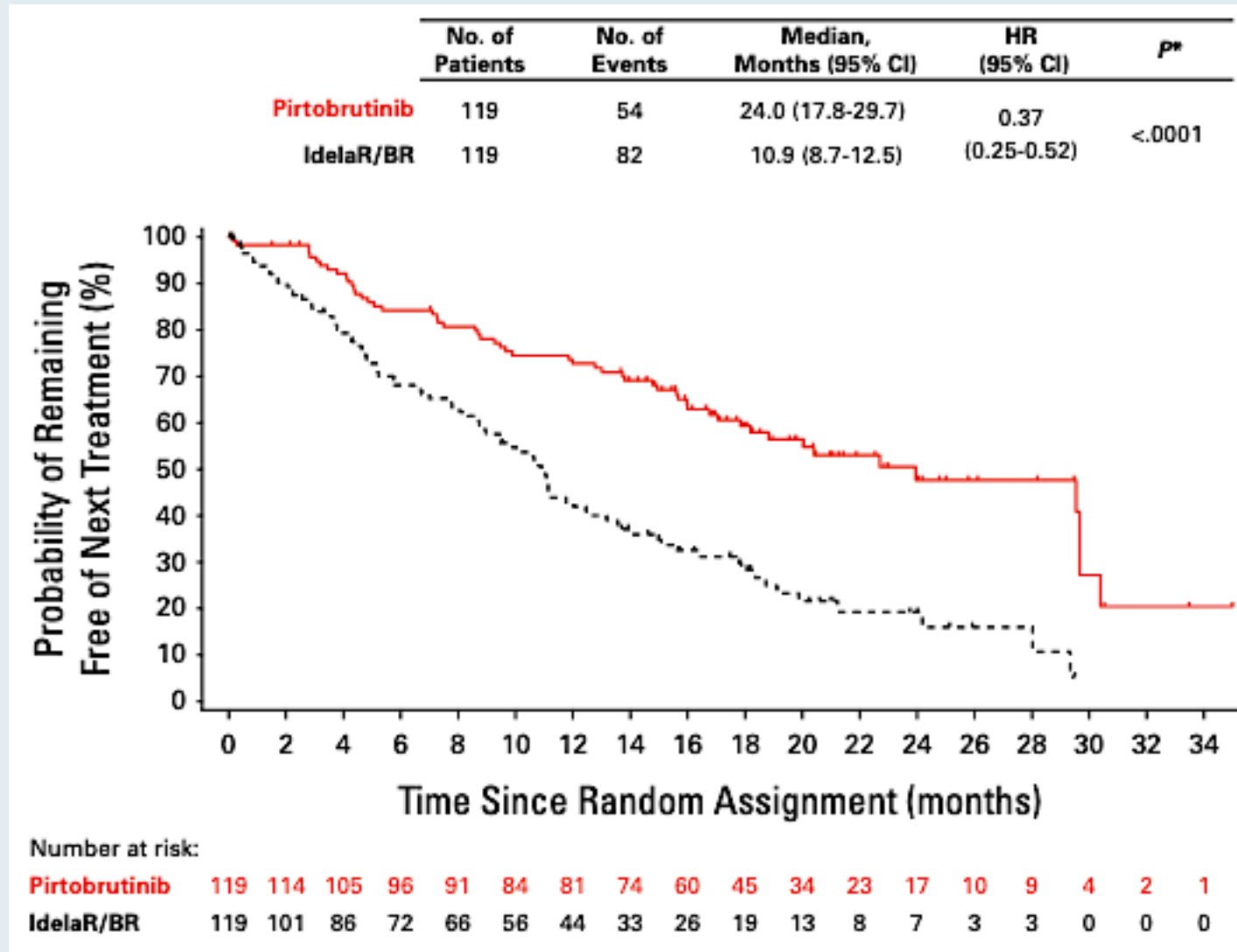
BRUIN CLL-321: IRC-Assessed Progression-Free Survival (PFS)



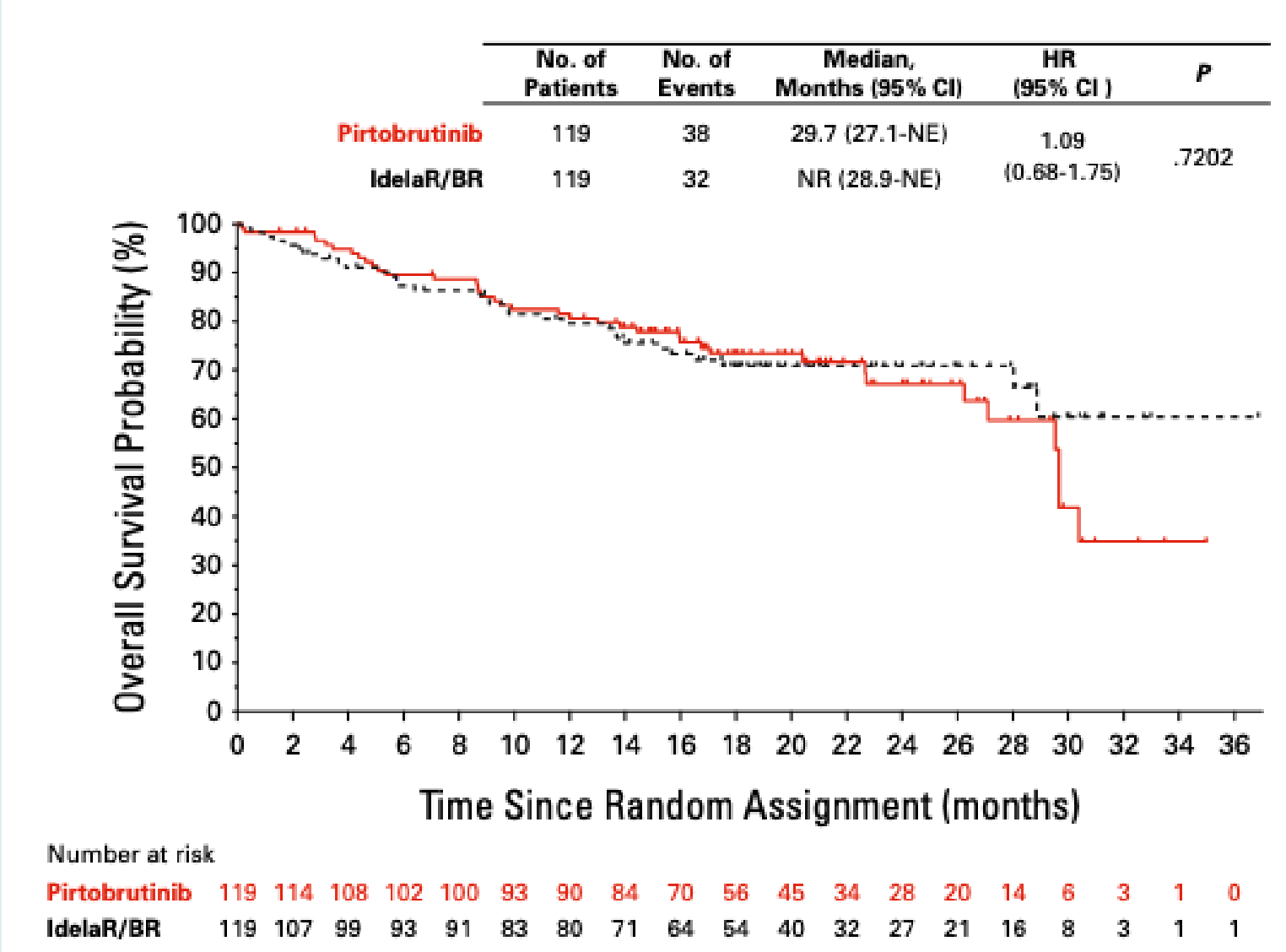
IRC = independent review committee



BRUIN CLL-321: Time to Next Treatment



BRUIN CLL-321: Overall Survival



BRUIN CLL-321: Safety Profile

TEAE	Pirtobrutinib (n = 116), IR ^a	IdelaR or BR (n = 109), IR ^a	IRR (95% CI) ^b	P ^c
Infections ^d	94.5	125.5	0.75 (0.53 to 1.07)	.11
Pneumonia ^e	20.4	19.5	1.04 (0.54 to 2.03)	.90
COVID-19	11.1	33.4	0.33 (0.17 to 0.65)	.001
Anemia	18.5	30.3	0.61 (0.33 to 1.12)	.11
Neutropenia ^f	26.4	66.5	0.40 (0.25 to 0.64)	<.001
Cough	14.3	30.8	0.47 (0.25 to 0.88)	.02
Diarrhea	15.3	63.7	0.24 (0.14 to 0.42)	<.001
Pyrexia	11.1	52.4	0.21 (0.11 to 0.40)	<.001
Fatigue	9.5	34.2	0.28 (0.14 to 0.55)	<.001
Nausea	9.8	38.3	0.26 (0.13 to 0.51)	<.001
Vomiting	5.8	29.6	0.19 (0.08 to 0.44)	<.001
ALT increased	2.8	33.6	0.08 (0.03 to 0.25)	<.001
Weight decreased	2.8	28.5	0.10 (0.03 to 0.29)	<.001

TEAE = treatment-emergent adverse event; IR = incidence rate; IRR = IR ratio

Incidence and Management Recommendations for Select BTK Inhibitor-Associated Cardiologic Adverse Events and Bleeding

Adverse event	BTK inhibitor	Incidence Any grade, Grade ≥3 %	Management
Atrial fibrillation	Ibrutinib	16, 2-5	Avoid stroke; anticoagulation Better symptom control: rate vs rhythm Cardiovascular and other comorbidity management
	Acalabrutinib	6-9, 1-5	
	Zanubrutinib	3-6, ≤1	
	Pirtobrutinib	2.8, 1.2	
Hypertension	Ibrutinib	16-23, 8-12	Correct predisposing factors Antihypertensive therapy
	Acalabrutinib	7-9, 3-4	
	Zanubrutinib	14-17, 6-15	
	Pirtobrutinib	9.2, 2.3	
Bleeding	Ibrutinib	36-51, 3-4	Minor bleeding: no intervention Major bleeding: <ul style="list-style-type: none"> • Consider treatment discontinuation • Platelet transfusions regardless of platelet counts
	Acalabrutinib	36-51, 3	
	Zanubrutinib	36-45, 3	
	Pirtobrutinib	—	

Incidence and Management Recommendations for Select BTK Inhibitor-Associated Noncardiovascular Adverse Events

Adverse event	BTK inhibitor	Incidence Any grade, Grade ≥3 %	Management
Neutropenia	Ibrutinib	25-39, 13-31	Growth factor support
	Acalabrutinib	21-23, 13-19	
	Zanubrutinib	37-34, 15-19	
	Pirtobrutinib	25, 20.3	
Diarrhea	Ibrutinib	22-59, <1-4	Symptomatic treatments and dose adjustments Dietary modifications, hydration, anti-diarrheal medications Probiotics
	Acalabrutinib	18-39, 1-5	
	Zanubrutinib	14-18, <1-2	
	Pirtobrutinib	24.2, 0-9	
Headache	Ibrutinib	14-18, 1-2	Moderate dose of caffeine or acetaminophen
	Acalabrutinib	22-39, <1	
	Zanubrutinib	11-12, 0-1	
	Pirtobrutinib	13.1, 0.5	

BRUIN CLL-322: An Ongoing Phase III Trial of Pirtobrutinib and Venetoclax/Rituximab for Relapsed/Refractory CLL

Key Inclusion Criteria

- Confirmed CLL/SLL per iwCLL 2018³
- Previously treated CLL/SLL (including a covalent BTKi or covalent BTKi naïve [limited to 20% of total enrollment])
- Known 17p status
 - If 17p status is unknown, local or central FISH test results during screening can be used
- No prior venetoclax
- ≥18 years of age and ECOG 0-2

N=600

1:1

Randomization

Arm A (PVR)
Pirtobrutinib
+ Venetoclax
+ Rituximab

Pirtobrutinib, 200 mg oral, once daily from C1D1 - C28

Rituximab, IV, 375 mg/m² on C1D1
500 mg/m² on D1 of C2-C6

Venetoclax, oral, daily from C5 - C28: 400 mg
• Dose Ramp (5 weeks) from C4D1: 20-400 mg

Arm B (VR)
Venetoclax
+ Rituximab

Rituximab, IV, 375 mg/m² on C2D1
500 mg/m² on D1 of C3-C7

Venetoclax, oral, daily from C2 - C25: 400 mg
• Dose Ramp (5 weeks) from C1D1: 20-400 mg

Stratification factors

- 17p status (deleted/wildtype)
- Prior experience of BTKi (discontinuation due to PD or other vs no prior BTKi)

Each cycle is 28 days; C1 of Arm B is 35 days

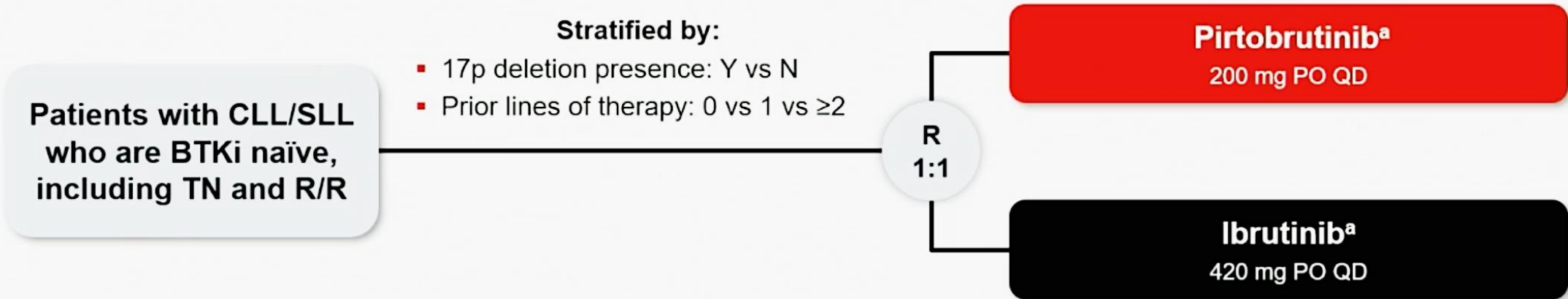
Primary endpoint: Progression-free survival per iwCLL 2018 by IRC

Pirtobrutinib vs Ibrutinib in Treatment-Naïve and Relapsed/Refractory CLL/SLL: Results From the First Randomized Phase III Study Comparing a Non-covalent and Covalent BTK Inhibitor

Jennifer A. Woyach¹, Lugui Qiu², Sebastian Grosicki³, Tomasz Wrobel⁴, Marcelo Capra⁵, Jaroslaw Czyz⁶, Shuhua Yi², Ki Seong Eom⁷, Anna Panovská⁸, Wojciech Jurczak⁹, Kamel Laribi¹⁰, Lutz Jacobasch¹¹, Ross Baker¹², Richy Agajanian¹³, Alejandro Berkovits¹⁴, Muhit Özcan¹⁵, Stéphane Lepretre¹⁶, Catherine C. Coombs¹⁷, Paula Cramer¹⁸, Katharine L. Lewis^{19,20}, Marisa Hill²¹, Katherine Bao²¹, Yuanyuan Bian²¹, Amy S. Ruppert²¹, Ching Ching Leow²¹, William G. Wierda²²

ASH 2025;Abstract 683.

BRUIN CLL-314 Study Design



Key Eligibility

- Confirmed diagnosis of CLL/SLL, with requirement for therapy (per iwCLL 2018 criteria)
- BTKi naïve^b
- 17p deletion status (by FISH)
- ECOG PS 0 to 2

Primary Objectives

Non-inferiority of ORR^{c,d,e}
(per iwCLL 2018 criteria):

- In ITT population, or
- In R/R population

Key Secondary Objectives

Superiority of PFS^{d,e}
(per iwCLL 2018 criteria):

- In ITT population, or
- In R/R population

Exploratory

Analyses of endpoints in the TN population

TN = treatment naïve

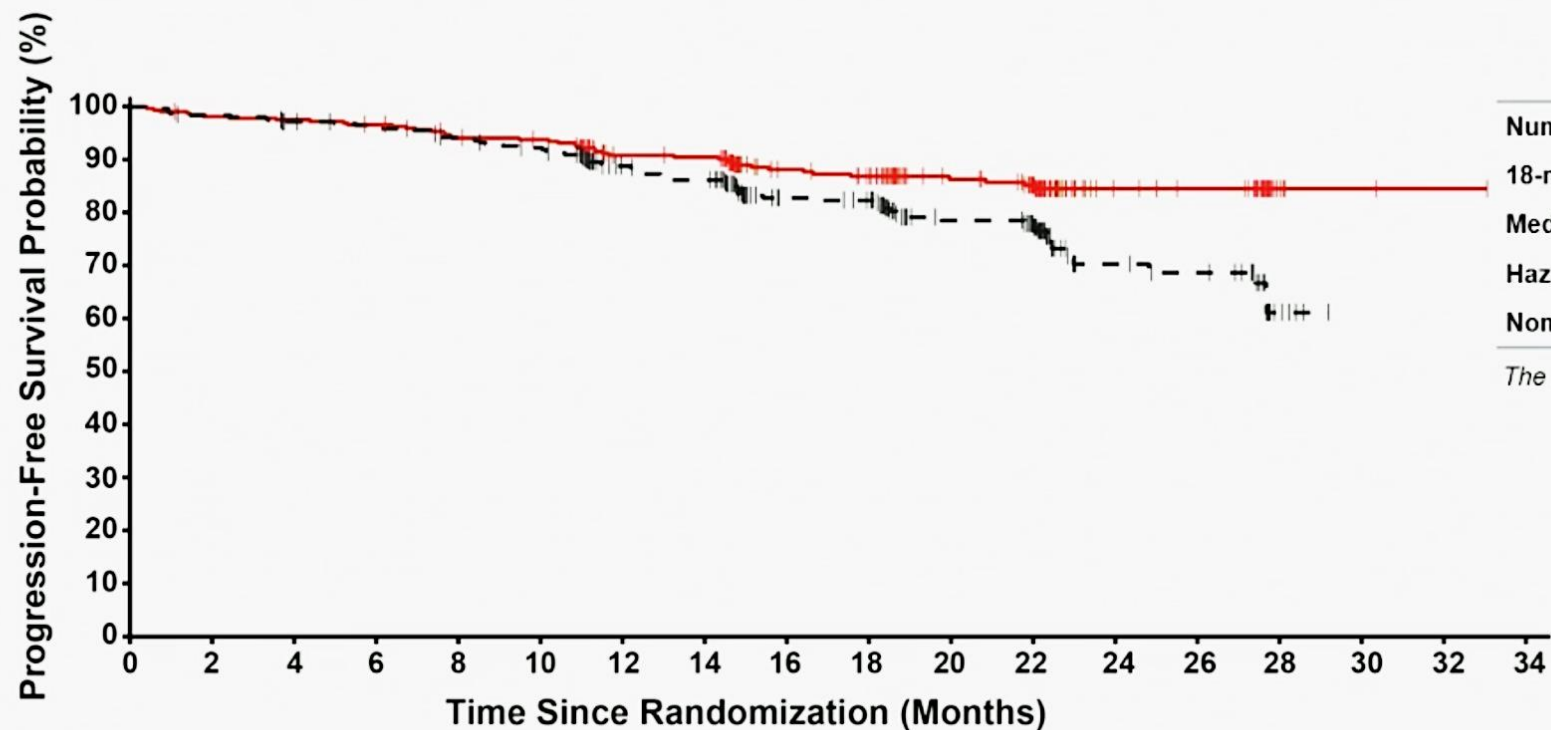
BRUIN CLL-314: Response Data

	ITT Population		TN Population		R/R Population	
	Pirtobrutinib n=331	Ibrutinib n=331	Pirtobrutinib n=112	Ibrutinib n=113	Pirtobrutinib n=219	Ibrutinib n=218
ORR^a (PR or better)						
%	87.0	78.5	92.9	85.8	84.0	74.8
95% CI ^b	82.90, 90.44	73.73, 82.85	86.41, 96.87	78.03, 91.68	78.48, 88.61	68.46, 80.39
Nominal p-value ^c	0.0035		0.0886		0.0175	
ORR^a ratio						
ORR ratio (95% CI)	1.1080 (1.034, 1.187)		1.0797 (0.989, 1.179)		1.1233 (1.020, 1.237)	
p-value for NI ^d	<0.0001		-		<0.0001	
Best Overall Response^e, %						
CR or CRi	4.8	2.4	7.1	3.5	3.7	1.8
PR or nPR	82.2	76.1	85.7	82.3	80.4	72.9
PR-L	2.4	3.9	0.9	2.7	3.2	4.6
SD	5.4	10.9	2.7	4.4	6.8	14.2
PD	1.5	1.2	0	0	2.3	1.8
ORR including PR-L						
%	89.4	82.5	93.8	88.5	87.2	79.4
95% CI ^b	85.60, 92.52	77.95, 86.42	87.55, 97.45	81.13, 93.73	82.05, 91.33	73.37, 84.53
Nominal p-value ^c	0.0093		0.1692		0.0286	

ORR results presented are IRC-assessed

ORR = overall response rate; NI = noninferiority; PR-L = partial remission with lymphocytosis

BRUIN CLL-314: PFS in ITT Population



	Pirtobrutinib (n=331)	Ibrutinib (n=331)
Number of events, n (%)	43 (13.0)	69 (20.8)
18-month PFS rate (95% CI)	86.9 (82.4, 90.3)	82.3 (77.3, 86.3)
Median follow-up, mo	22.0	19.7
Hazard ratio (95% CI)	0.569 (0.388, 0.834)	
Nominal p-value ^a	0.0034	

The PFS results presented are INV-assessed

Number at risk

	0	2	4	6	8	10	12	14	16	18	20	22	24	26	28	30	32	34
Pirtobrutinib	331	319	315	311	301	298	257	255	205	198	154	140	48	45	7	3	1	0
Ibrutinib	331	310	303	297	288	280	235	227	177	173	129	118	44	41	6	0	0	0

Pirtobrutinib reduced the risk of progression or death by 43%, with ibrutinib outcomes consistent with historical data

ITT = intent to treat

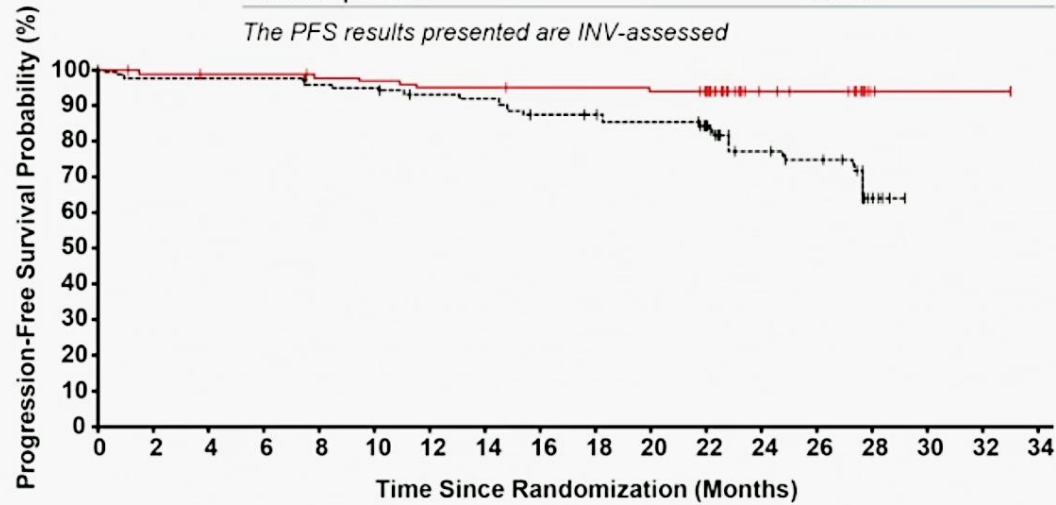


BRUIN CLL-314: PFS by Prior Treatment Status

TN population

	Pirtobrutinib (n=112)	Ibrutinib (n=113)
Number of events, n (%)	6 (5.4)	24 (21.2)
18-month PFS rates (95% CI)	95.3 (89.1, 98.0)	87.6 (79.7, 92.6)
Median follow-up, mo	22.5	22.4
Hazard ratio (95% CI)	0.239 (0.098, 0.586)	
Nominal p-value ^a	0.0007	

The PFS results presented are INV-assessed



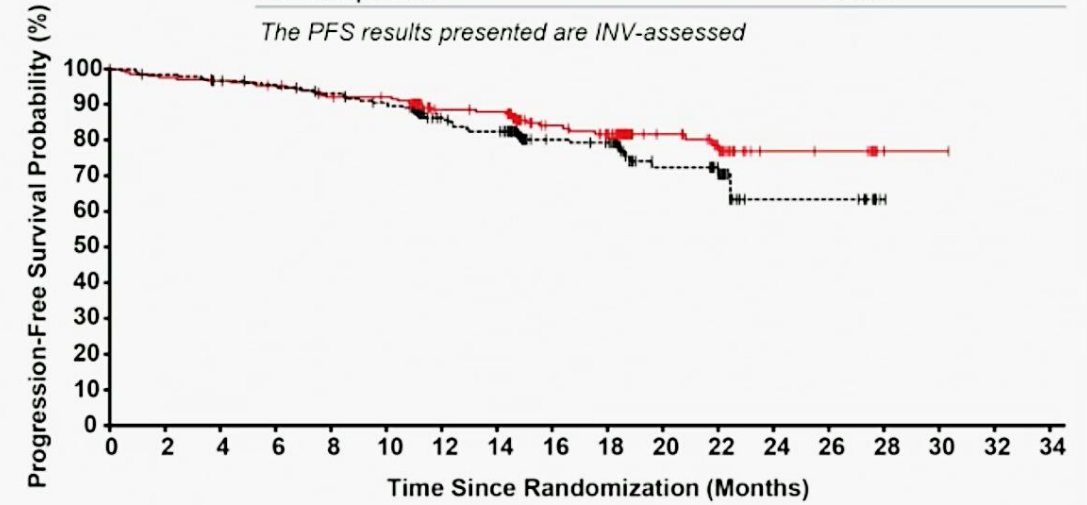
Number at risk

Pirtobrutinib	112	107	106	106	104	103	100	100	99	99	98	94	35	33	4	1	1	0
Ibrutinib	113	105	105	105	102	101	97	96	90	89	86	81	32	29	5	0	0	0

R/R population

	Pirtobrutinib (n=219)	Ibrutinib (n=218)
Number of events, n (%)	37 (16.9)	45 (20.6)
18-month PFS rate (95% CI)	81.7 (75.1, 86.7)	79.2 (72.3, 84.6)
Median follow-up, mo	18.4	15.8
Hazard ratio (95% CI)	0.729 (0.471, 1.128)	
Nominal p-value ^a	0.1563	

The PFS results presented are INV-assessed



Number at risk

Pirtobrutinib	219	212	209	205	197	195	157	155	106	99	56	46	13	12	3	2	0	0
Ibrutinib	218	205	198	192	186	179	138	131	87	84	43	37	12	12	1	0	0	0

Pirtobrutinib reduced the risk of progression or death by 76% in the TN population, the subgroup with the longest follow-up

BRUIN CLL-314: Safety Profile

Preferred Term ≥10% of Participants in Either Arm	Pirtobrutinib n=330		Ibrutinib n=325	
	Any Grade n (%)	Grade ≥3 n (%)	Any Grade n (%)	Grade ≥3 n (%)
Subjects with ≥1 TEAE	320 (97.0)	181 (54.8)	318 (97.8)	174 (53.5)
Neutropenia	75 (22.7)	57 (17.3)	58 (17.8)	43 (13.2)
Upper respiratory tract infection	59 (17.9)	2 (0.6)	63 (19.4)	0 (0)
Anemia	50 (15.2)	19 (5.8)	46 (14.2)	12 (3.7)
Pneumonia	45 (13.6)	21 (6.4)	49 (15.1)	28 (8.6)
Diarrhea	44 (13.3)	1 (0.3)	62 (19.1)	4 (1.2)
COVID-19	40 (12.1)	4 (1.2)	33 (10.2)	5 (1.5)
Hypertension	35 (10.6)	11 (3.3)	49 (15.1)	16 (4.9)
Contusion	33 (10.0)	0 (0)	30 (9.2)	0 (0)
Arthralgia	26 (7.9)	0 (0)	41 (12.6)	0 (0)
Thrombocytopenia	26 (7.9)	9 (2.7)	37 (11.4)	10 (3.1)
Urinary tract infection	26 (7.9)	3 (0.9)	40 (12.3)	3 (0.9)
Atrial fibrillation	8 (2.4)	3 (0.9)	41 (12.6)	12 (3.7)
Dose modifications due to TEAEs				
Reductions		26 (7.9)		59 (18.2)
Discontinuations		31 (9.4)		35 (10.8)

Median time on treatment was 20.5 months with pirtobrutinib and 19.3 months with ibrutinib;
1 patient developed Richter Transformation (RT) on pirtobrutinib; 4 patients developed RT on ibrutinib

Pirtobrutinib was well-tolerated with fewer dose reductions and discontinuations due to TEAEs than ibrutinib

BRUIN CLL-314: Adverse Events of Special Interest (AESI)

≥10% of Participants in Either Arm	Pirtobrutinib n=330		Ibrutinib n=325	
	Any Grade n (%)	Grade ≥3 n (%)	Any Grade n (%)	Grade ≥3 n (%)
Subjects with ≥1 AESI	288 (87.3)	127 (38.5)	288 (88.6)	117 (36.0)
Infections^a	226 (68.5)	56 (17.0)	241 (74.2)	54 (16.6)
Infection without COVID-19	214 (64.8)	53 (16.1)	234 (72.0)	49 (15.1)
Bleeding	115 (34.8)	11 (3.3)	118 (36.3)	9 (2.8)
Hemorrhage ^b	78 (23.6)	11 (3.3)	81 (24.9)	9 (2.8)
Bruising ^c	45 (13.6)	0 (0)	39 (12.0)	0 (0)
Petechiae and purpura	17 (5.2)	0 (0)	25 (7.7)	0 (0)
Neutropenia^d	103 (31.2)	83 (25.2)	76 (23.4)	57 (17.5)
Anemia^e	51 (15.5)	20 (6.1)	51 (15.7)	12 (3.7)
Thrombocytopenia^f	39 (11.8)	12 (3.6)	57 (17.5)	13 (4.0)
Atrial fibrillation and atrial flutter	8 (2.4)	3 (0.9)	44 (13.5)	13 (4.0)
≥75 years old ^g	3 (4.5)	1 (1.5)	15 (21.4)	5 (7.1)

AEs were mostly low-grade and consistent with prior pirtobrutinib studies

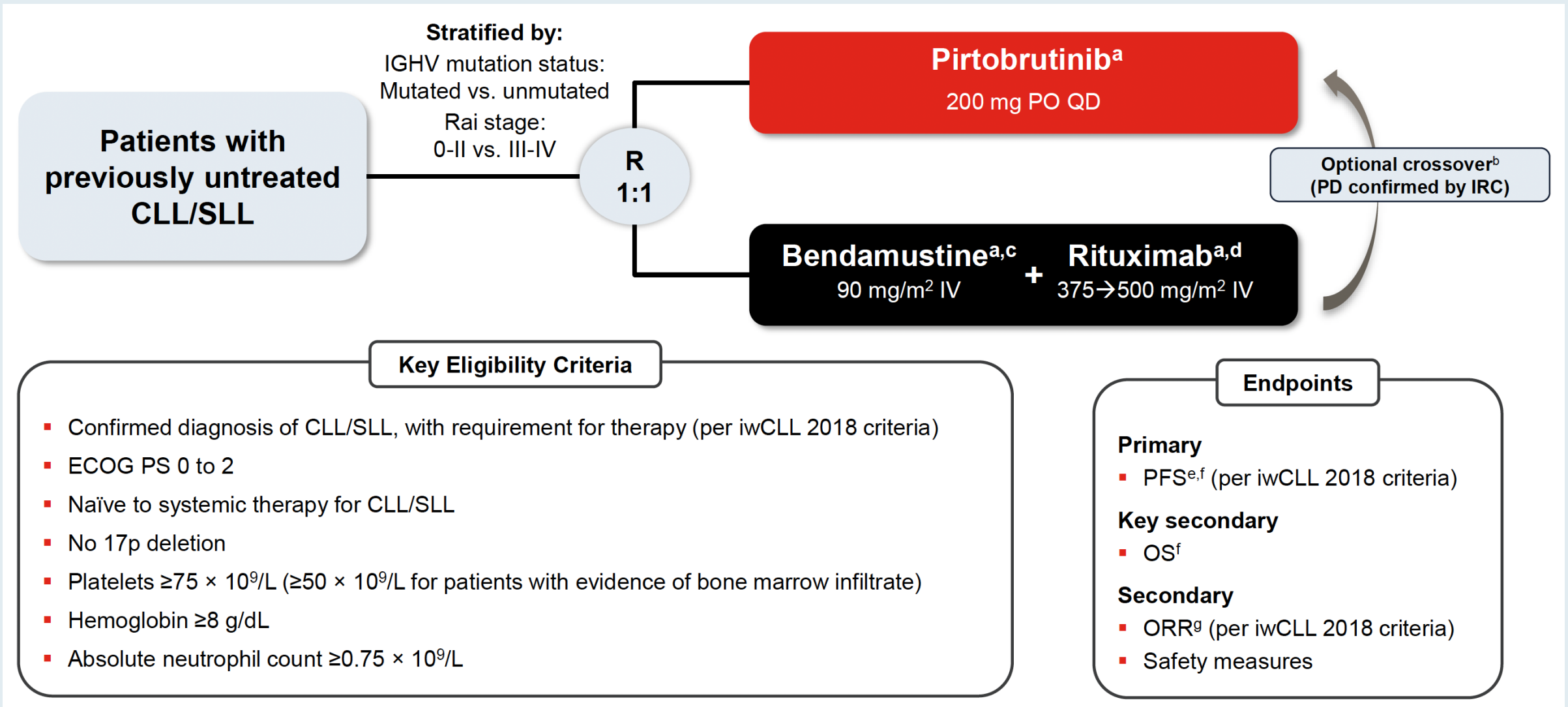
Incidence of atrial fibrillation/flutter was substantially lower with pirtobrutinib vs ibrutinib, particularly among older patients

Pirtobrutinib vs Bendamustine Plus Rituximab (BendaR) in Patients With CLL/SLL: First Results From a Randomized Phase III Study Examining a Non-Covalent BTK Inhibitor in Untreated Patients

Wojciech Jurczak¹, Michal Kwiatek², Jaroslaw Czyz³, Ederson Roberto de Mattos⁴, Ki-Seong Eom⁵, Alexander Egle⁶, Anna Panovská⁷, Zhanet Grudeva-Popova⁸, Hsuan-Jen Shih⁹, Luis Felipe Casado Montero¹⁰, Paolo Sportoletti¹¹, Vu Minh Hua¹², James T. D'Olimpio¹³, Shinsuke Iida¹⁴, Rodrigo Ito¹⁵, Katherine Bao¹⁵, Anne Fink¹⁵, Weiji Su¹⁵, Amy S. Ruppert¹⁵, Alejandro Levy¹⁵, Tomasz Wrobel¹⁶

ASH 2025;Abstract LBA3.

BRUIN CLL-313 Study Design



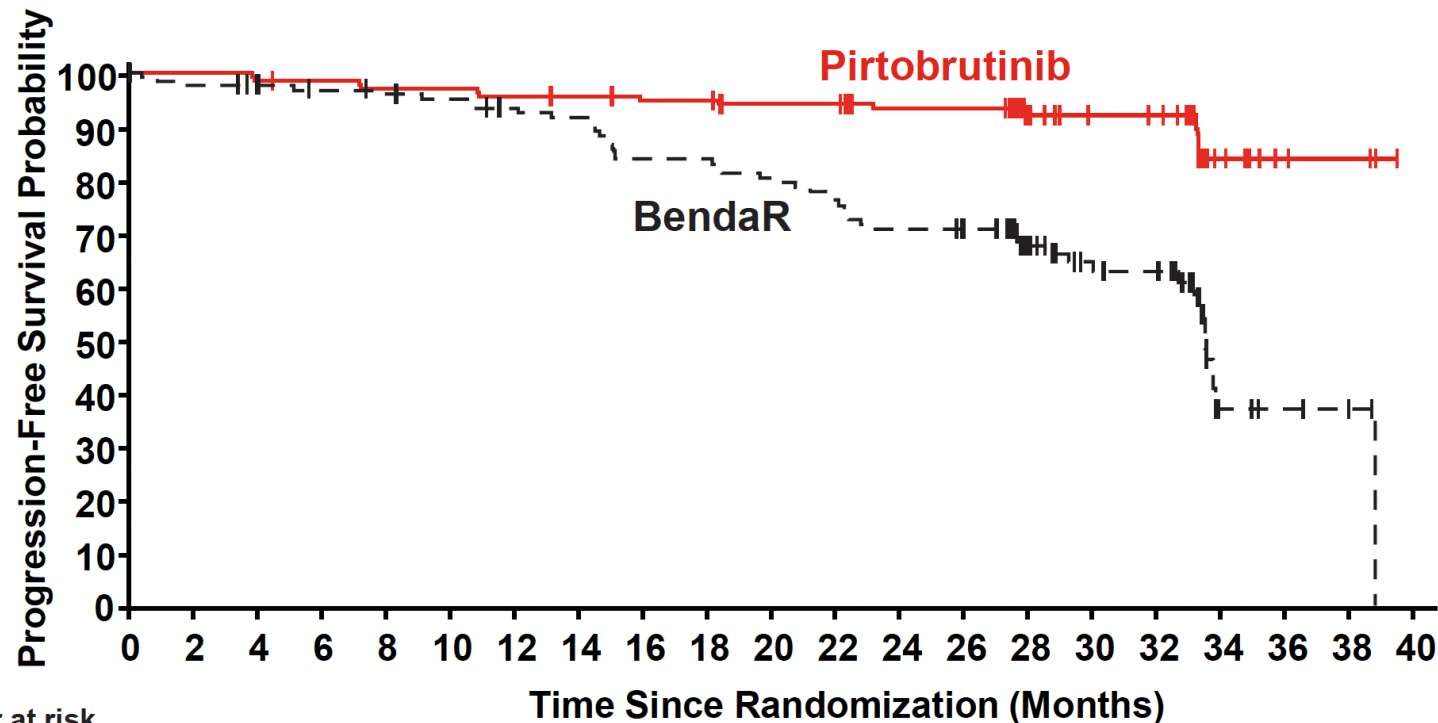
BRUIN CLL-313: Response Data

	IRC-Assessed ORR		INV-Assessed ORR	
	Pirtobrutinib (n=141)	BendaR (n=141)	Pirtobrutinib (n=141)	BendaR (n=141)
ORR^a (PR or better)				
n (%)	133 (94.3)	114 (80.9)	133 (94.3)	116 (82.3)
95% CI ^b	89.1, 97.5	73.4, 87.0	89.1, 97.5	75.0, 88.2
Best overall response^c, n (%)				
CR or CRi	19 (13.5)	29 (20.6)	8 (5.7)	29 (20.6)
PR or nPR	114 (80.9)	85 (60.3)	125 (88.7)	87 (61.7)
PR-L	0	0	2 (1.4)	0
SD	3 (2.1)	10 (7.1)	1 (0.7)	6 (4.3)
PD	2 (1.4)	1 (0.7)	2 (1.4)	3 (2.1)
Unknown/not applicable ^d	3 (2.1)	16 (11.3)	3 (2.1)	16 (11.3)

ORR with pirtobrutinib was >90% by both IRC and INV, and higher than with BendaR

ORR = overall response rate; PR = partial response

BRUIN CLL-313: PFS Outcomes



Number at risk	0	2	4	6	8	10	12	14	16	18	20	22	24	26	28	30	32	34	36	38	40
Pirtobrutinib	141	138	136	135	133	133	131	130	128	128	124	124	119	119	67	56	55	11	5	4	0
BendaR	141	122	120	116	114	111	107	105	96	96	92	87	81	77	50	38	36	6	4	3	0

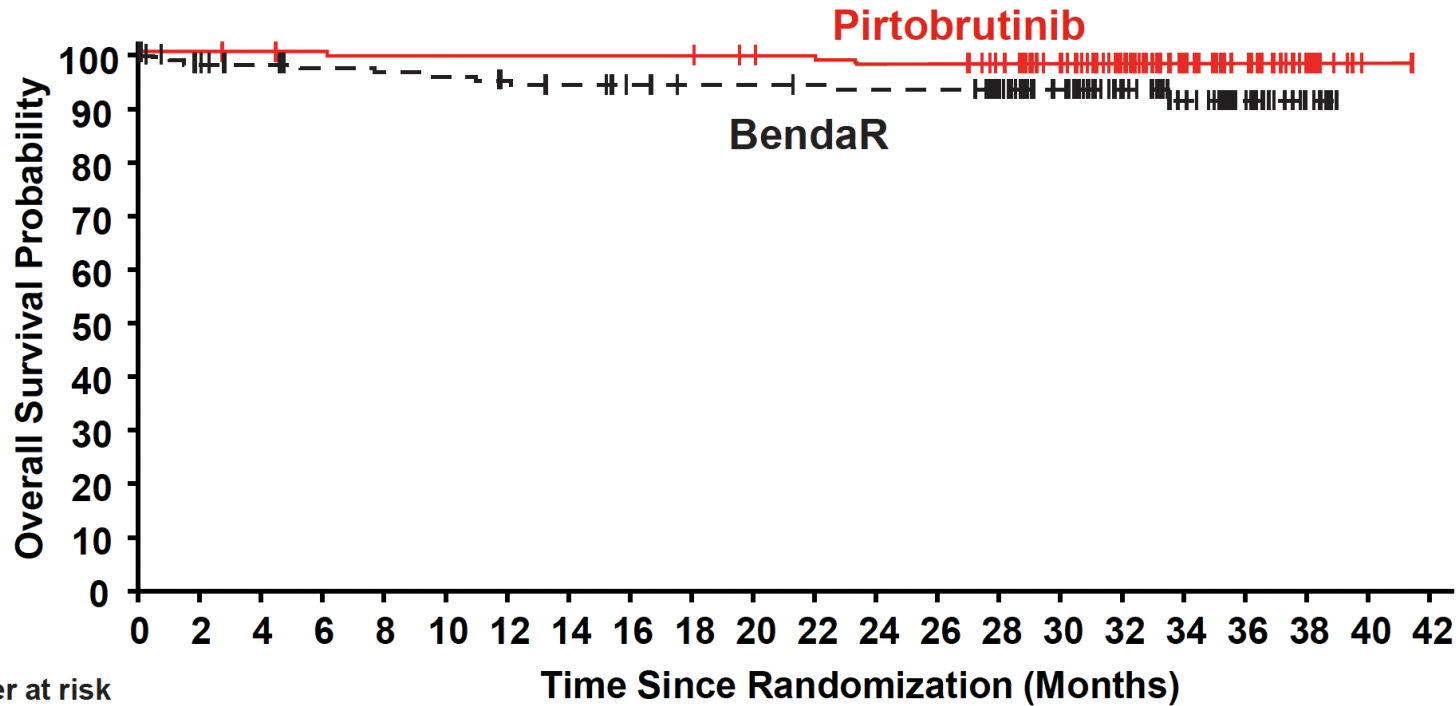
	Pirtobrutinib (n=141)	BendaR (n=141)
Number of events, n (%)	13 (9.2)	48 (34.0)
24-month PFS rate, (95% CI)	93.4 (87.6, 96.5)	70.7 (61.5, 78.1)
Median follow-up, months	28.1	28.3
Hazard ratio (95% CI)	0.20 (0.11, 0.37)	
p-value ^a	<0.0001^a	

The PFS results presented are IRC assessed

Pirtobrutinib demonstrated a statistically significant and clinically meaningful PFS improvement, with an 80% reduction in risk of PD or death compared with BendaR



BRUIN CLL-313: OS Outcomes



Number at risk	0	2	4	6	8	10	12	14	16	18	20	22	24	26	28	30	32	34	36	38	40	42
Pirtobrutinib	141	140	139	138	137	137	137	137	137	137	135	134	132	132	125	106	80	52	39	15	1	0
BendaR	141	130	127	124	123	122	119	117	114	113	113	112	111	111	100	82	61	40	23	9	0	0

	Pirtobrutinib n=141	BendaR n=141
Number of events, n (%)	3 (2.1)	10 (7.1)
24-month OS rate, (95% CI)	97.8 (93.3, 99.3)	93.0 (87.0, 96.3)
Median follow-up, months	32.7	31.7
Hazard ratio (95% CI)	0.26 (0.07, 0.93)	
p-value	0.0261 ^a	

Effective crossover rate^b:
52.9% (18/34)

OS data were immature, but trended in favor of pirtobrutinib, despite a high effective crossover rate

BRUIN CLL-313: Safety Profile

Preferred Term ≥15% of Participants in Either Arm	Pirtobrutinib (n=140)		BendaR (n=132)		EAIR per 100 Person-Years		
	Any Grade n (%)	Grade ≥3 n (%)	Any Grade n (%)	Grade ≥3 n (%)	Pirtobrutinib Any Grade EAIR ^a	BendaR Any Grade EAIR ^a	EAIR Ratio (95% CI) ^b
Patients with ≥1 TEAE	131 (93.6)	56 (40.0)	117 (88.6)	89 (67.4)	196.7	844.6	0.23 (0.18, 0.30)
Neutropenia	17 (12.1)	10 (7.1)	51 (38.6)	46 (34.8)	5.2	110.0	0.05 (0.03, 0.08)
COVID-19	30 (21.4)	1 (0.7)	12 (9.1)	2 (1.5)	9.9	20.9	0.47 (0.24, 0.92)
Pyrexia	12 (8.6)	0	25 (18.9)	0	3.5	49.1	0.07 (0.04, 0.14)
Upper respiratory tract infection	25 (17.9)	1 (0.7)	9 (6.8)	0	7.7	15.7	0.49 (0.23, 1.05)
Anemia	13 (9.3)	6 (4.3)	21 (15.9)	10 (7.6)	3.8	37.7	0.10 (0.05, 0.20)
Nausea	3 (2.1)	0	31 (23.5)	1 (0.8)	0.8	65.1	0.01 (0.00, 0.04)
Infusion-related reaction	0	0	20 (15.2)	4 (3.0)	0	39.0	NA

Median time on pirtobrutinib treatment was 32.3 months and on BendaR treatment was 5.6 months

Richter's transformation occurred in 1 patient treated with BendaR

Exposure adjusted TEAEs were lower with pirtobrutinib

Discontinuation due to TEAE, including deaths, occurred less frequently with pirtobrutinib (4.3%) vs. BendaR (15.4%)

Dose reduction due to TEAE also occurred less frequently with pirtobrutinib than BendaR (3.6% vs. 31.1%)

EAIR = exposure-adjusted incidence rate

BRUIN CLL-313: AEs of Special Interest

	Pirtobrutinib (n=140)		BendaR (n=132)		EAIR per 100 Person-Years		
	Any Grade n (%)	Grade ≥3 n (%)	Any Grade n (%)	Grade ≥3 n (%)	Pirtobrutinib Any Grade EAIR ^g	BendaR Any Grade EAIR ^g	EAIR Ratio (95% CI) ^h
Infection^a	80 (57.1)	19 (13.6)	44 (33.3)	11 (8.3)	38.3	89.7	0.43 (0.30, 0.62)
Infection without COVID-19	72 (51.4)	19 (13.6)	38 (28.8)	9 (6.8)	30.9	74.9	0.41 (0.28, 0.61)
Bleeding^b	36 (25.7)	1 (0.7)	2 (1.5)	0 (0)	12.5	3.3	3.73 (0.90, 15.50)
Hemorrhage	17 (12.1)	1 (0.7)	2 (1.5)	0 (0)	5.2	3.3	1.55 (0.36, 6.69)
Bruising	16 (11.4)	0 (0)	0 (0)	0 (0)	4.8	0	NE
Petechiae and purpura	8 (5.7)	0 (0)	0 (0)	0 (0)	2.3	0	NE
Neutropenia^c	21 (15.0)	13 (9.3)	68 (51.5)	60 (45.5)	6.5	169.5	0.04 (0.02, 0.06)
Anemia^d	14 (10.0)	6 (4.3)	21 (15.9)	10 (7.6)	4.1	37.7	0.11 (0.06, 0.21)
Thrombocytopenia^e	12 (8.6)	4 (2.9)	23 (17.4)	9 (6.8)	3.5	43.1	0.08 (0.04, 0.16)
Atrial fibrillation and atrial flutter	2 (1.4)	1 (0.7)	2 (1.5)	1 (0.8)	0.5	3.3	0.17 (0.02, 1.17)
≥75 years old ^f	1 (5.0)	0	1 (4.3)	0	2.2	10.0	0.22 (0.01, 3.46)
Hypertension	11 (7.9)	4 (2.9)	6 (4.5)	4 (3.0)	3.2	10.2	0.31 (0.11, 0.84)

Incidence of atrial fibrillation/flutter remains low in older patients aged ≥75 years (5.0% with pirtobrutinib and 4.3% with BendaR)

Management of Double-Refractory CLL

Introduction: Sequencing of Treatment for CLL

Module 1: Clinician Survey Results

Module 2: Noncovalent BTK Inhibitor Pirtobrutinib








Module 3: Clinician Survey Results

Module 4: CAR T-Cell Therapy

Module 5: Clinician Survey Results

Module 6: Bispecific Antibodies and Promising Investigational Strategies

Based on current clinical trial data and your personal experience, how would you compare the global efficacy and tolerability/toxicity of pirtobrutinib to that of ibrutinib, acalabrutinib and zanubrutinib for patients with relapsed/refractory CLL?

	Efficacy	Tolerability/toxicity
 Dr Coombs	There are not enough available data at this time	Pirtobrutinib has the least toxicity
 Dr Davids	About the same	Pirtobrutinib has the least toxicity
 Dr Fakhri	There are not enough available data at this time	Pirtobrutinib has the least toxicity
 Dr Lamanna	About the same	Pirtobrutinib has the least toxicity
 Dr Sharman	There are not enough available data at this time	Pirtobrutinib has the least toxicity
 Dr Wierda	There are not enough available data at this time	Pirtobrutinib has the least toxicity
 Dr Woyach	There are not enough available data at this time	Pirtobrutinib has the least toxicity

An older patient with newly diagnosed CLL and a significant history of atrial fibrillation has come to you for a second opinion after the recommendation of first-line treatment with pirtobrutinib. How would you respond?



Dr Coombs

I do not agree with the recommendation, but it is a valid option



Dr Davids

I do not agree with the recommendation, but it is a valid option



Dr Fakhri

I do not agree with the recommendation, but it is a valid option



Dr Lamanna

I do not agree with this recommendation



Dr Sharman

I do not agree with this recommendation



Dr Wierda

I do not agree with this recommendation



Dr Woyach

I agree with this recommendation

Management of Double-Refractory CLL

Introduction: Sequencing of Treatment for CLL

Module 1: Clinician Survey Results

Module 2: Noncovalent BTK Inhibitor Pirtobrutinib

Module 3: Clinician Survey Results

Module 4: CAR T-Cell Therapy

Module 5: Clinician Survey Results

Module 6: Bispecific Antibodies and Promising Investigational Strategies

Key Datasets

- Siddiqi T et al. **Lisocabtagene maraleucel (liso-cel) in R/R CLL/SLL: 24-month median follow-up of TRANSCEND CLL 004.** ASH 2023;Abstract 330.
- Wierda WG et al. **Lisocabtagene maraleucel (liso-cel) combined with ibrutinib (ibr) for patients (pts) with relapsed or refractory (R/R) chronic lymphocytic leukemia (CLL)/small lymphocytic lymphoma (SLL): Primary results from the open-label, phase 1/2 Transcend CLL 004 study.** ASH 2024;Abstract 887.

Lisocabtagene Maraleucel in Relapsed or Refractory Chronic Lymphocytic Leukemia/Small Lymphocytic Lymphoma: 24-Month Median Follow-up of TRANSCEND CLL 004

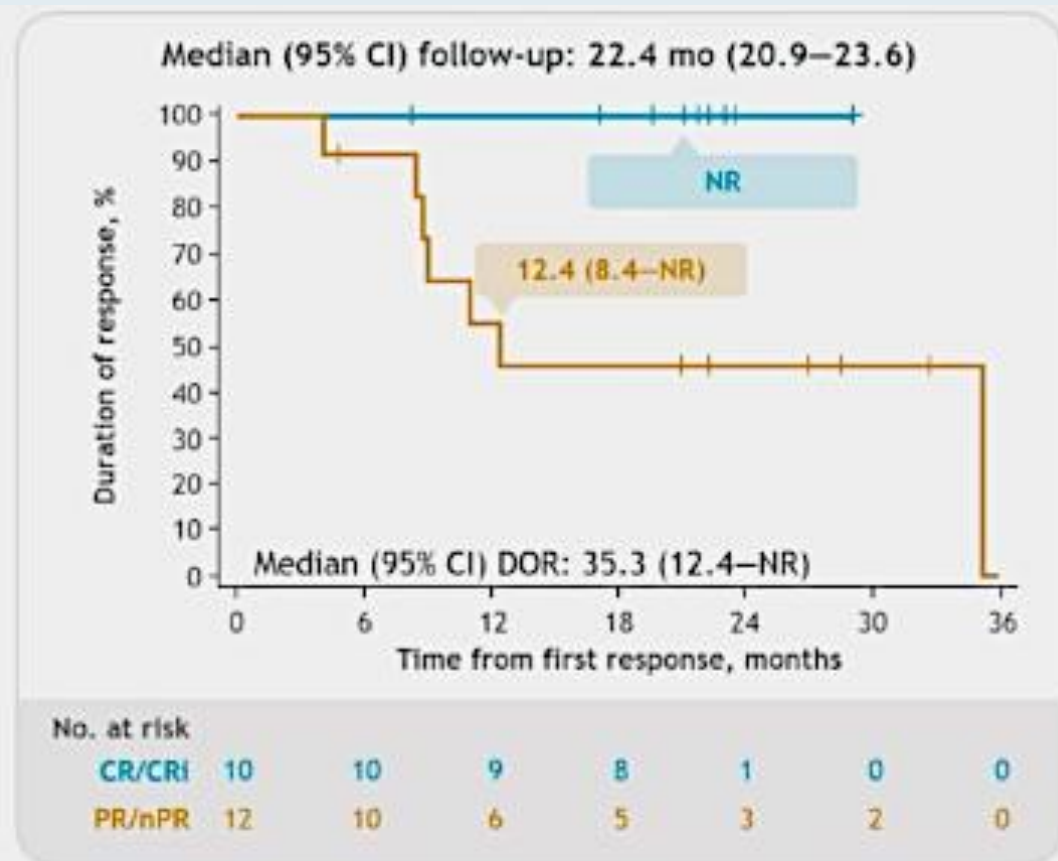
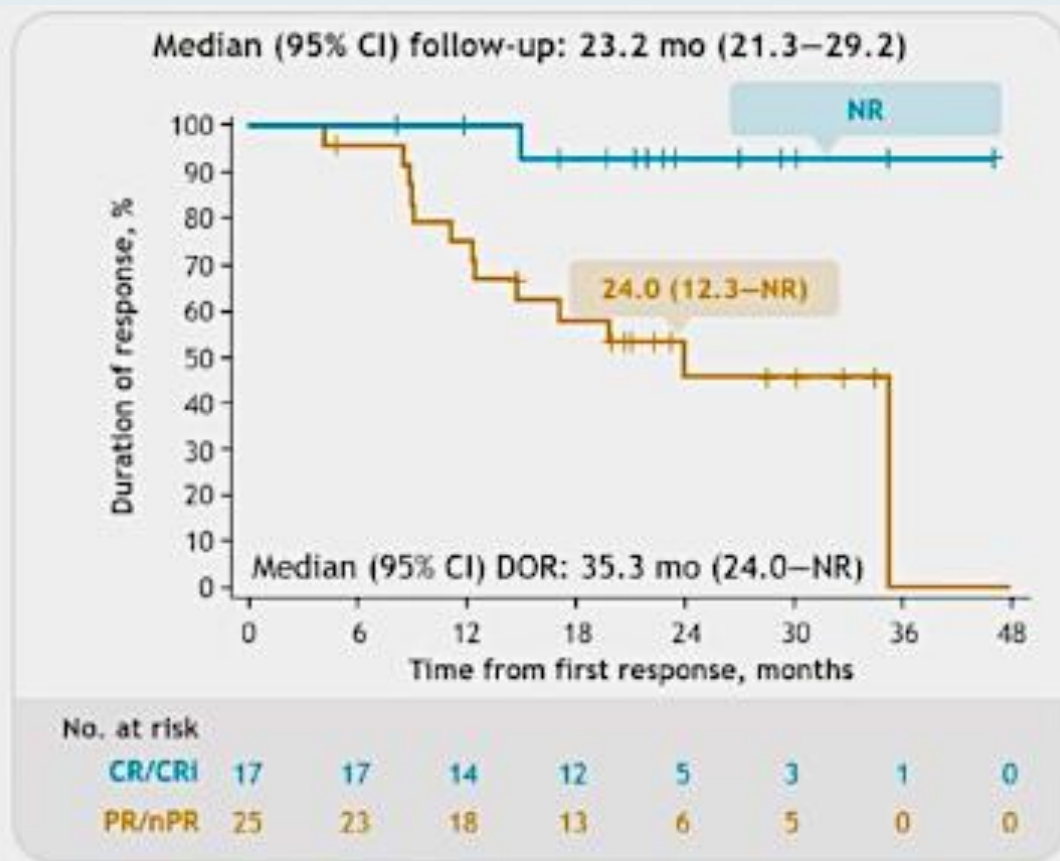
Tanya Siddiqi,¹ David G. Maloney,² Saad S. Kenderian,³ Danielle M. Brander,⁴ Kathleen Dorritie,⁵ Jacob Soumerai,⁶ Peter A. Riedell,⁷ Nirav N. Shah,⁸ Rajneesh Nath,⁹ Bitu Fakhri,¹⁰ Deborah M. Stephens,¹¹ Shuo Ma,¹² Tatyana Feldman,¹³ Scott R. Solomon,¹⁴ Stephen J. Schuster,¹⁵ Serena K. Perna,¹⁶ Sherilyn A. Tuazon,¹⁷ San-San Ou,¹⁷ Neha Rane,¹⁶ William G. Wierda¹⁸

¹City of Hope National Medical Center, Duarte, CA, USA; ²Fred Hutchinson Cancer Research Center, Seattle, WA, USA; ³Mayo Clinic, Rochester, MN, USA; ⁴Duke University Health System, Durham, NC, USA; ⁵UPMC Hillman Cancer Center, University of Pittsburgh, Pittsburgh, PA, USA; ⁶Center for Lymphoma, Massachusetts General Hospital Cancer Center, Boston, MA, USA; ⁷David and Etta Jonas Center for Cellular Therapy, University of Chicago, Chicago, IL, USA; ⁸Medical College of Wisconsin, Milwaukee, WI, USA; ⁹Banner MD Anderson Cancer Center, Gilbert, AZ, USA; ¹⁰University of California San Francisco, San Francisco, CA, USA; ¹¹Huntsman Cancer Institute, University of Utah, Salt Lake City, UT, USA; ¹²Robert H. Lurie Comprehensive Cancer Center of Northwestern University, Chicago, IL, USA; ¹³John Theurer Cancer Center at Hackensack Meridian Health, HMM School of Medicine, Hackensack, NJ, USA; ¹⁴Northside Hospital Cancer Institute, Atlanta, GA, USA; ¹⁵Abramson Cancer Center, University of Pennsylvania, Philadelphia, PA, USA; ¹⁶Bristol Myers Squibb, Princeton, NJ, USA; ¹⁷Bristol Myers Squibb, Seattle, WA, USA; ¹⁸The University of Texas MD Anderson Cancer Center, Houston, TX, USA

TRANSCEND CLL 004: Duration of Response by Best Overall Response

Full Study Population at DL2 (n = 88)

PEAS (BTKi progression/venetoclax failure subset)
at DL2 (n = 50)



Data on KM curves are expressed as median (95% CI, if available). DOR, duration of response; NR, not reached.

FDA Grants Accelerated Approval to Lisocabtagene Maraleucel for Relapsed/Refractory (R/R) CLL or SLL

Press Release: March 14, 2024

“... the US Food and Drug Administration (FDA) has granted accelerated approval of lisocabtagene maraleucel (liso-cel), a CD19-directed chimeric antigen receptor (CAR) T cell therapy, for the treatment of adult patients with relapsed or refractory chronic lymphocytic leukemia (CLL) or small lymphocytic lymphoma (SLL) who have received at least two prior lines of therapy, including a Bruton tyrosine kinase (BTK) inhibitor and a B-cell lymphoma 2 (BCL-2) inhibitor. This indication is approved under accelerated approval based on response rate and duration of response. Continued approval for this indication may be contingent upon verification and description of clinical benefit in confirmatory trial(s). In R/R CLL or SLL, liso-cel is delivered through a treatment process which culminates in a one-time infusion with a single dose containing 90 to 110 x 10⁶ CAR-positive viable T cells.”

Accelerated approval was based on results from the Phase I/II open-label, single-arm TRANSCEND CLL 004 study for patients with R/R CLL or SLL.

Lisocabtagene Maraleucel Combined with Ibrutinib for Patients with Relapsed or Refractory Chronic Lymphocytic Leukemia/Small Lymphocytic Lymphoma: Primary Results from the Open-label, Phase 1/2 TRANSCEND CLL 004 Study

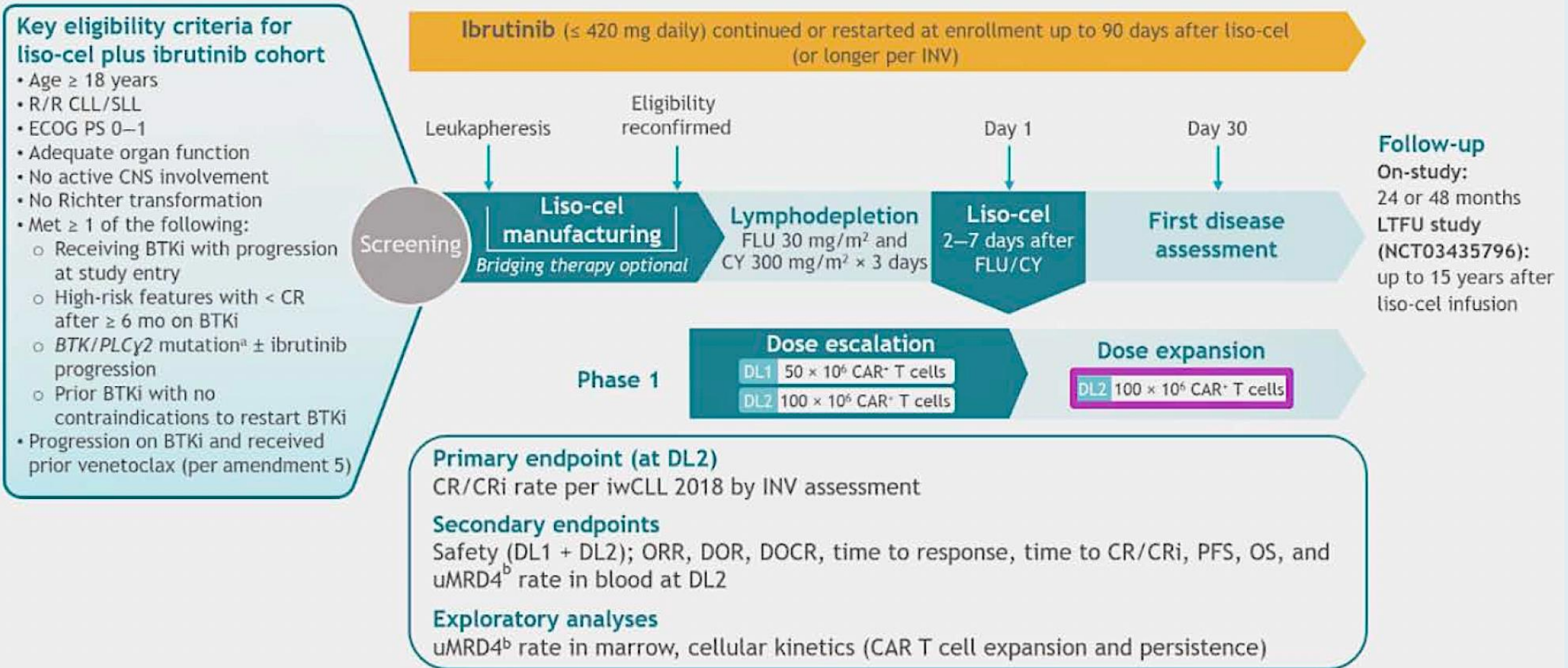
William G. Wierda, MD, PhD,¹ Kathleen Dorritie, MD,² Jordan Gauthier, MD, MSc,³ Rajneesh Nath, MD,⁴ Thomas Kipps, MD, PhD,⁵ Peter A. Riedell, MD,⁶ Herbert A. Eradat, MD,⁷ Saad S. Kenderian, MB, ChB,⁸ Mohamed A. Kharfan-Dabaja, MD, MBA,⁹ Nirav N. Shah, MD,¹⁰ Scott R. Solomon, MD,¹¹ Daniel A. Ermann, MD,¹² Jon Arnason, MD,¹³ Abhinav Deol, MD,¹⁴ Tatyana Feldman, MD,¹⁵ Charalambos Andreadis, MD, MS,¹⁶ Monalisa Ghosh, MD,¹⁷ Shuo Ma, MD, PhD,¹⁸ Stephen J. Schuster, MD,¹⁹ Usama Gergis, MD, MBA,²⁰ Julie M. Vose, MD, MBA,²¹ Jacob Soumerai, MD,²² Koen van Besien, MD, PhD,^{23*} Sherilyn A. Tuazon, MD,²⁴ Serena K. Perna, MD,²⁵ San-San Ou, MS,²⁴ Neha Rane, MD,²⁵ Eniko Papp, PhD,²⁴ Yizhe Chen, PhD,²⁵ Tanya Siddiqi, MD, MBBS²⁶

¹The University of Texas MD Anderson Cancer Center, Houston, TX, USA; ²UPMC Hillman Cancer Center, University of Pittsburgh, Pittsburgh, PA, USA; ³Fred Hutchinson Cancer Center, Seattle, WA, USA; ⁴Banner MD Anderson Cancer Center, Gilbert, AZ, USA; ⁵Moore's UCSD Cancer Center, San Diego, CA, USA; ⁶David and Etta Jonas Center for Cellular Therapy, University of Chicago, Chicago, IL, USA; ⁷University of California, Los Angeles, Santa Monica Cancer Center, Santa Monica, CA, USA; ⁸Mayo Clinic, Rochester, MN, USA; ⁹Mayo Clinic Comprehensive Cancer Center, Jacksonville, FL, USA; ¹⁰Medical College of Wisconsin, Milwaukee, WI, USA; ¹¹Northside Hospital Cancer Institute, Atlanta, GA, USA; ¹²Huntsman Cancer Institute, University of Utah, Salt Lake City, UT, USA; ¹³Beth Israel Deaconess Medical Center, Boston, MA, USA; ¹⁴Barbara Ann Karmanos Cancer Institute, Wayne State University, Detroit, MI, USA; ¹⁵John Theurer Cancer Center at Hackensack Meridian Health, HMH School of Medicine, Hackensack, NJ, USA; ¹⁶University of California, San Francisco, San Francisco, CA, USA; ¹⁷University of Michigan Health System, Ann Arbor, MI, USA; ¹⁸Robert H. Lurie Comprehensive Cancer Center of Northwestern University, Chicago, IL, USA; ¹⁹Lymphoma Program, Abramson Cancer Center, University of Pennsylvania, Philadelphia, PA, USA; ²⁰Thomas Jefferson University, Philadelphia, PA, USA; ²¹University of Nebraska Medical Center, Omaha, NE, USA; ²²Center for Lymphoma, Massachusetts General Hospital Cancer Center, Boston, MA, USA; ²³Weill Cornell Medical College, New York, NY, USA; ²⁴Bristol Myers Squibb, Seattle, WA, USA; ²⁵Bristol Myers Squibb, Princeton, NJ, USA; ²⁶City of Hope National Medical Center, Duarte, CA, USA

*Affiliation at the time the research was conducted

ASH 2024, Presentation 887

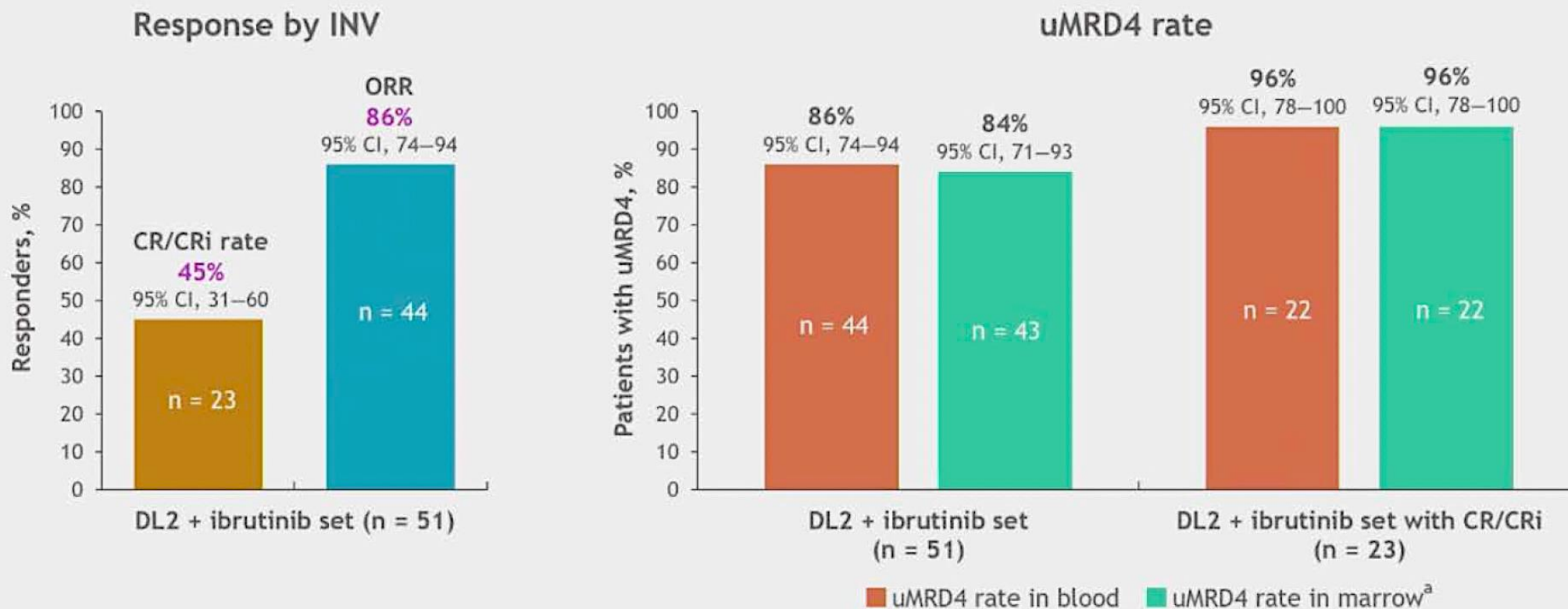
TRANSCEND CLL 004: Lisocabtagene Maraleucel (Liso-cel) and Ibrutinib Combination Cohort



^aPer local laboratory assessment; ^bMRD was assessed by next-generation sequencing using a clonoSEQ assay. Undetectable MRD was defined as $<$ 1 CLL cell per 10,000 leukocytes at \geq 1 time point after infusion (uMRD^b). CY, cyclophosphamide; DOR, duration of response; DOCR, duration of continued CR after initial CR; FLU, fludarabine; INV, investigator; iwCLL, International Workshop on Chronic Lymphocytic Leukemia; LTFU, long-term follow-up; uMRD^b, undetectable minimal residual disease at $<$ 1 in 10⁻⁴ leukocytes.

TRANSCEND CLL 004: Efficacy Outcomes with Liso-cel and Ibrutinib

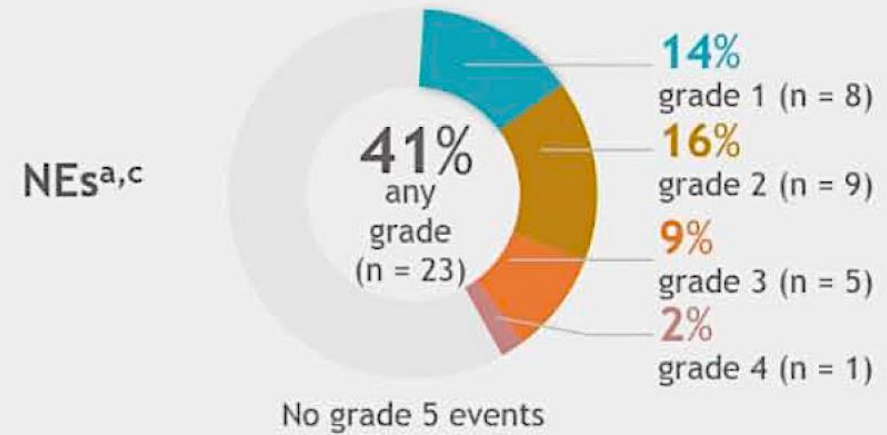
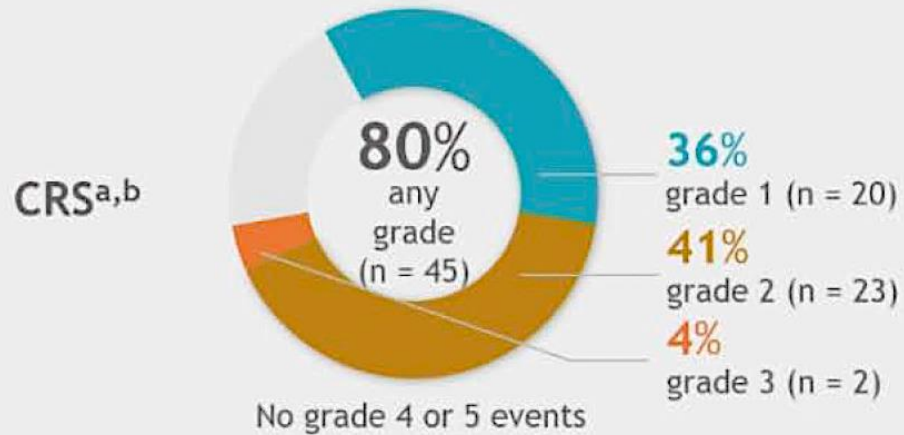
- Median (IQR) on-study follow-up (including LTFU): 24.8 months (14.2–34.6)
- Median (range) time to first response: 1 month (0.9–6.0)
- Median (range) time to first CR/CRi: 3 months (0.9–12.1)



^aForty-nine patients (22 with CR/CRi) were evaluable for MRD in marrow.

CR = complete response; CRi = CR with incomplete marrow recovery; ORR = overall response rate

TRANSCEND CLL 004: Incidence of Cytokine Release Syndrome (CRS) and Neurological Adverse Events (NEs) with Liso-cel and Ibrutinib



	Total combination-treated set (n = 56)		Total combination-treated set (n = 56)
Median (range) days to CRS onset	7 (1–14)	Median (range) days to NE onset	8 (1–15)
Median (range) days to CRS resolution	5 (2–18)	Median (range) days to NE resolution	8 (1–362)
Received tocilizumab and/or corticosteroids for CRS and/or NE, n (%)	33 (59)	Received tocilizumab and/or corticosteroids for CRS and/or NE, n (%)	33 (59)

^aSummed percentages for grouped grades within each graph may not equal the any-grade percentage due to rounding; ^bCRS was graded based on Lee 2014 criteria; ^cNEs were defined as -INV-identified neurological AEs related to liso-cel.

Management of Double-Refractory CLL

Introduction: Sequencing of Treatment for CLL

Module 1: Clinician Survey Results

Module 2: Noncovalent BTK Inhibitor Pirtobrutinib

Module 3: Clinician Survey Results

Module 4: CAR T-Cell Therapy

Module 5: Clinician Survey Results

Module 6: Bispecific Antibodies and Promising Investigational Strategies

At what point in the treatment course are you referring patients with multiregimen-relapsed CLL for consultation regarding chimeric antigen receptor (CAR) T-cell therapy?



Dr Coombs

After third relapse



Dr Davids

After third relapse



Dr Fakhri

At third relapse



Dr Lamanna

After third relapse



Dr Sharman

At second relapse



Dr Wierda








At second relapse



Dr Woyach

At second relapse

Approximately how many patients with CLL in your practice have received CAR T-cell therapy on or off protocol?

	Dr Coombs	0 patients
	Dr Davids	10 patients
	Dr Fakhri	20 patients
	Dr Lamanna	5 patients
	Dr Sharman	4 patients
	Dr Wierda	30 patients
	Dr Woyach	10 patients

Management of Double-Refractory CLL

Introduction: Sequencing of Treatment for CLL

Module 1: Clinician Survey Results

Module 2: Noncovalent BTK Inhibitor Pirtobrutinib

Module 3: Clinician Survey Results

Module 4: CAR T-Cell Therapy

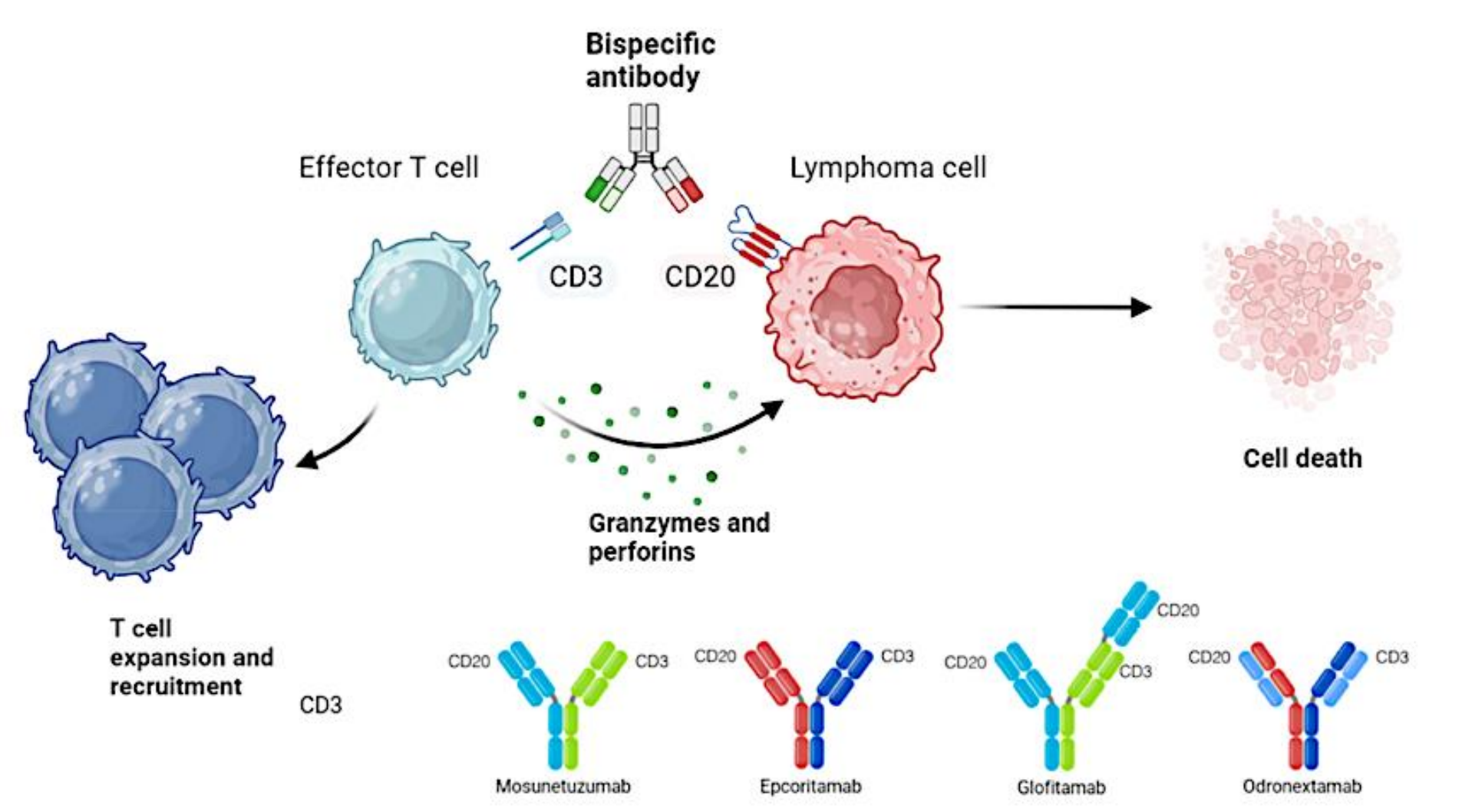
Module 5: Clinician Survey Results

Module 6: Bispecific Antibodies and Promising Investigational Strategies

Key Datasets

- Cassanello G et al. **Trial watch: Bispecific antibodies** for the treatment of relapsed or refractory large B-cell lymphoma. *Oncoimmunology* 2024 March 3;13(1):2321648.
- Danilov A et al. **Epcoritamab monotherapy** in patients (pts) with relapsed or refractory (R/R) chronic lymphocytic leukemia (CLL): Results from **CLL expansion and optimization cohorts of Epcore CLL-1**. ASH 2024;Abstract 883.
- Ahn I et al. **Updated efficacy and safety results** of the Bruton tyrosine kinase (**BTK**) **degrader BGB-16673** in patients with relapsed/refractory chronic lymphocytic leukemia/small lymphocytic lymphoma (CLL/SLL) from the ongoing **phase 1 CaDAnCe-101 study**. ASH 2025;Abstract 85.
- Shah NN et al. **Efficacy and safety** of the Bruton's tyrosine kinase (**BTK**) **degrader NX-5948** in patients with relapsed/refractory (R/R) chronic lymphocytic leukemia (CLL): Updated results from an **ongoing phase 1a/b study**. ASH 2024;Abstract 884.
- Woyach JA et al. **First-in-human study** of the **reversible BTK inhibitor nemtabrutinib** in patients with relapsed/refractory chronic lymphocytic leukemia and B-cell non-Hodgkin lymphoma. *Cancer Discov* 2024;14(1):66-75.

Mechanism of Action of CD20 x CD3 Bispecific Antibodies



Epcoritamab Monotherapy in Patients (Pts) with Relapsed or Refractory (R/R) Chronic Lymphocytic Leukemia (CLL): Results from CLL Expansion and Optimization Cohorts of EPCORE CLL-1

Alexey Danilov, MD, PhD,¹ Bitu Fakhri, MD, MPH,² Farrukh Awan, MD,³ Hans Herluf Bentzen, MD,⁴ Herbert Eradat, MD,⁵ Carsten Utoft Niemann, MD, PhD,⁶ Fritz Offner, MD, PhD,⁷ Christian Bjørn Poulsen, MD,⁸ Thor Høyer, MD,⁹ Mar Bellido, MD, PhD,¹⁰ Damien Roos-Weil, MD, PhD,¹¹ Alessandra Ferrajoli, MD,¹² Meghan C. Thompson, MD,¹³ Jacob Haaber Christensen, MD, PhD,¹⁴ Ann Janssens, MD, PhD,¹⁵ Tamar Tadmor, MD,¹⁶ Mazyar Shadman, MD, MPH,¹⁷ Pegah Jafarinasabian, MD, PhD,¹⁸ Jimin Zhang, PhD,¹⁹ Marcia Rios, MBA,¹⁹ Alexandra Kuznetsova, PhD,²⁰ Rebecca Valentin, MD, PhD,²⁰ Arnon P. Kater, MD, PhD²¹

¹City of Hope, Duarte, CA, USA; ²Stanford Cancer Institute, Stanford University, Palo Alto, CA, USA; ³The University of Texas Southwestern Medical Center, Dallas, TX, USA; ⁴Aarhus University Hospital, Aarhus, Denmark; ⁵David Geffen School of Medicine at UCLA, Los Angeles, CA, USA; ⁶Rigshospitalet, Copenhagen University Hospital, Copenhagen, Denmark; ⁷Universitair Ziekenhuis Gent, Ghent, Belgium; ⁸Zealand University Hospital, Roskilde, Denmark; ⁹Aalborg University Hospital, Aalborg, Denmark; ¹⁰University Medical Center Groningen and University of Groningen, Groningen, Netherlands; ¹¹Sorbonne Université, Department of Clinical Haematology, APHP, Hôpital Pitié-Salpêtrière, Paris, France; ¹²Department of Leukemia, The University of Texas MD Anderson Cancer Center, Houston, TX, USA; ¹³Memorial Sloan Kettering Cancer Center, New York, NY, USA; ¹⁴Odense University Hospital, Odense, Denmark; ¹⁵University Hospitals Leuven, Leuven, Belgium; ¹⁶Hematology Unit, Bnai Zion Medical Center, and The Ruth and Bruce Rappaport Faculty of Medicine, Technion, Haifa, Israel; ¹⁷Fred Hutchinson Cancer Center, Seattle, WA, USA; ¹⁸AbbVie, North Chicago, IL, USA; ¹⁹Genmab, Plainsboro, NJ, USA; ²⁰Genmab, Copenhagen, Denmark; ²¹Amsterdam UMC, Cancer Center Amsterdam, University of Amsterdam, Amsterdam, Netherlands

Presented at the American Society of Hematology Annual Meeting; December 7–10, 2024; San Diego, CA

ASH 2024;Abstract 883

EPCORE CLL-1 Trial Expansion and Cycle 1 Optimization

Key inclusion criteria

- CD20+ R/R CLL
- ≥2 prior lines of systemic therapy
- ECOG PS 0–2
- Measurable disease with $\geq 5 \times 10^9/L$ B lymphocytes (expansion only)
- No prior allogeneic HSCT

Expansion (EXP; N=23)

CRS prophylaxis
• Prednisone

Step-up dose 1
(C1D1): 0.16 mg

Step-up dose 2
(C1D8): 0.8 mg

First full dose
(C1D15):
48 mg

Data cutoff: May 28, 2024
Median follow-up: 22.8 months

Cycle 1 Optimization (C1 OPT; N=17)

CRS prophylaxis
• Dexamethasone
• Adequate hydration

Step-up dose 1
(C1D1): 0.16 mg

Step-up dose 2
(C1D8): 0.8 mg

Step-up dose 3
(C1D15): 3 mg

First full dose
(C1D22):
48 mg

Data cutoff: May 28, 2024
Median follow-up: 2.9 months

- **Primary endpoint (EXP):** Overall response rate
- **Primary endpoint (C1 OPT):** Incidence and severity of CRS, ICANS, and clinical TLS
- **Key secondary endpoints (EXP):** CR rate, time to response, MRD (PBMCs using the clonoSEQ[®] assay), and safety/tolerability

- To ensure patient safety and better characterize CRS, inpatient monitoring was required for at least 24 hours after each epcoritamab dose in C1

ClinicalTrials.gov: NCT04623541; EudraCT: 2023-504828-25.

ICANS = immune effector cell-associated neurotoxicity syndrome; TLS = tumor lysis syndrome; PMBC = peripheral blood mononuclear cell

EPCORE CLL-1: Response Across Subgroups

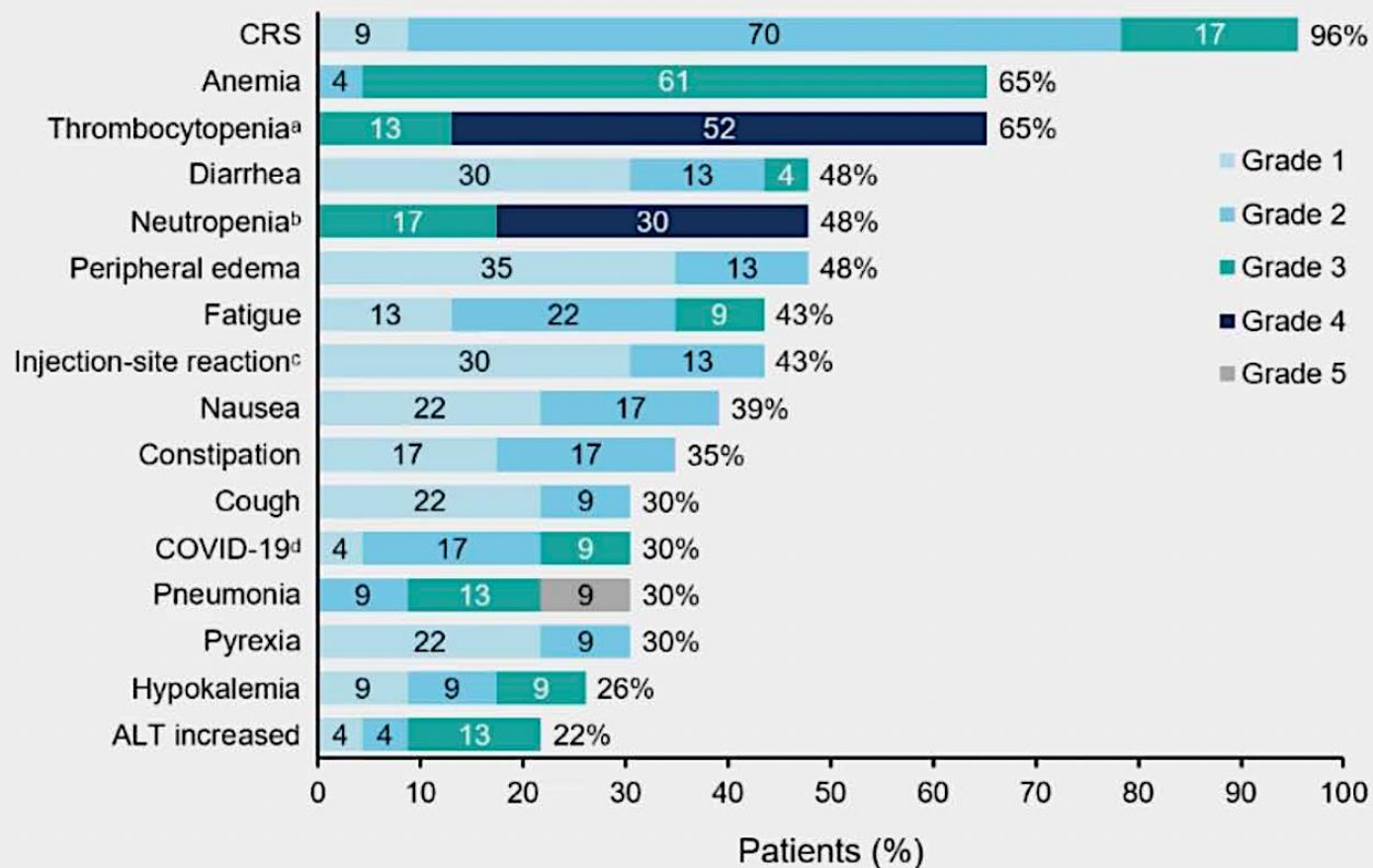
Response, n (%)	EXP mFU: 22.8 months					C1 OPT mFU: 2.9 months
	Full Analysis Set N=23	Response Evaluable n=21	<i>TP53</i> Aberration n=15	<i>IGHV</i> Unmutated n=16	Double Exposed ^a n=19	Response Evaluable n=10
Overall response^b	14 (61)	14 (67)	10 (67)	10 (63)	10 (53)	6 (60)
Complete response	9 (39)	9 (43)	5 (33)	7 (44)	7 (37)	1 (10)
Partial response	5 (22)	5 (24)	5 (33)	3 (19)	3 (16)	5 (50)
Stable disease	4 (17)	4 (19)	2 (13)	3 (19)	4 (21)	2 (20)
Progressive disease	1 (4)	1 (5)	1 (7)	0	1 (5)	1 (10)

- With limited follow-up, the C1 OPT regimen does not appear to affect epcoritamab efficacy
- uMRD4 in PBMCs was observed in most responders, including all patients with CR who were tested for MRD

EXP MRD Negativity, n/n (%) ^c	uMRD4	uMRD6 ^d
Overall response ^b	9/12 (75)	8/12 (67)
Complete response	7/7 (100)	6/7 (86)
Partial response	2/5 (40)	2/5 (40)
Full analysis set	9/23 (39)	8/23 (35)

Four patients (*TP53* aberration, n=2; *IGHV* unmutated, n=3; double exposed, n=4) in EXP and 1 in C1 OPT shown above were not evaluable or had no assessment, including 3 in EXP (*TP53* aberration, n=2; *IGHV* unmutated, n=2; double exposed, n=3) and 1 in C1 OPT who died without postbaseline assessment. ^aPatients previously treated with both a BTK inhibitor and a BCL-2 inhibitor. ^bResponse assessment according to iwCLL criteria. ^cPatients evaluated for MRD had at least 1 on-treatment MRD result and were not MRD negative at baseline. MRD was only evaluated in patients with CR or PR. ^dTwo of 3 evaluated patients had uMRD6 in bone marrow at or shortly after the first CR assessment. mFU, median follow-up.

EPCORE CLL-1: Treatment-Emergent Adverse Events (TEAEs)



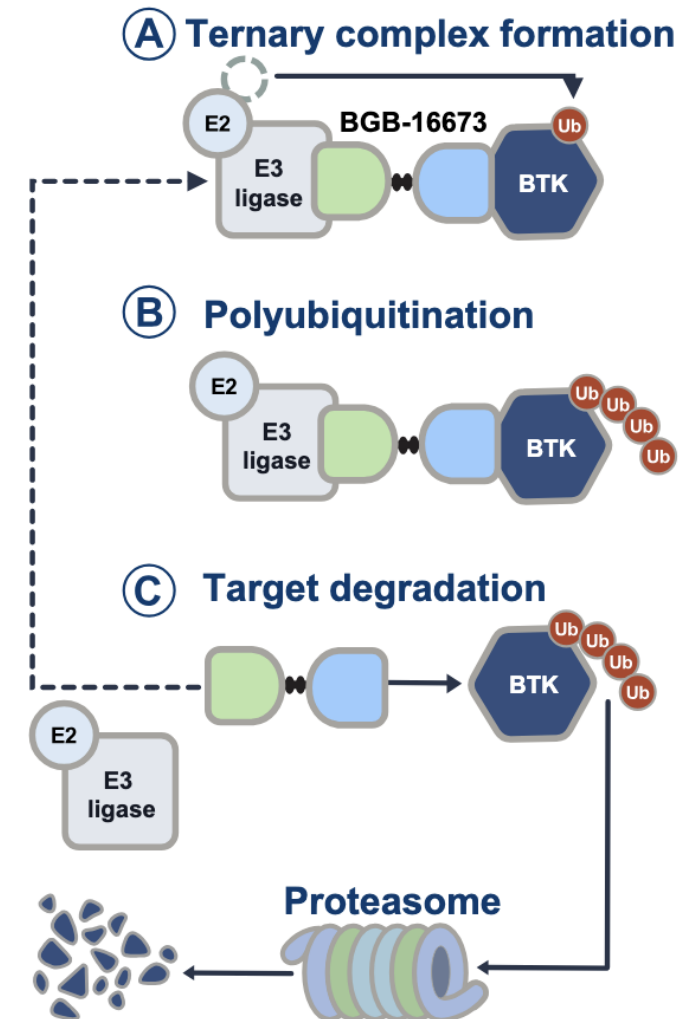
Patients With ≥1 Event, n (%)	EXP N=23
Anemia	15 (65)
At study entry	14 (61)
In first 8 weeks	15 (65)
Thrombocytopenia	15 (65)
At study entry	14 (61)
In first 8 weeks ^a	14 (61)
Neutropenia	11 (48)
At study entry	1 (4)
In first 8 weeks ^b	11 (48)

- TEAEs were primarily low grade (G1–2)
- TEAEs led to treatment discontinuation in 5 patients from EXP and 1 patient from C1 OPT
- 4 fatal TEAEs^e occurred in EXP; none occurred in C1 OPT

^aCombined term includes thrombocytopenia and decreased platelet count. ^bCombined term includes neutropenia, decreased neutrophil count, and febrile neutropenia. Three patients had febrile neutropenia (EXP, n=2 [grades 1 and 3]; C1 OPT, n=1 [grade 3]). ^cCombined term includes injection-site reaction, bruising, erythema, rash, and swelling. ^dCombined term includes COVID-19 and COVID-19 pneumonia. ^eFatal TEAEs were pneumonia (n=2), sepsis (n=1), and squamous cell carcinoma of the skin (n=1); 1 case of pneumonia was considered related to epcoritamab.

BGB-16673: A Chimeric Degradation Activating Compound

BGB-16673 is an orally available protein degrader that blocks BTK signaling by tagging BTK for degradation through the cell's proteasome pathway, leading to tumor regression

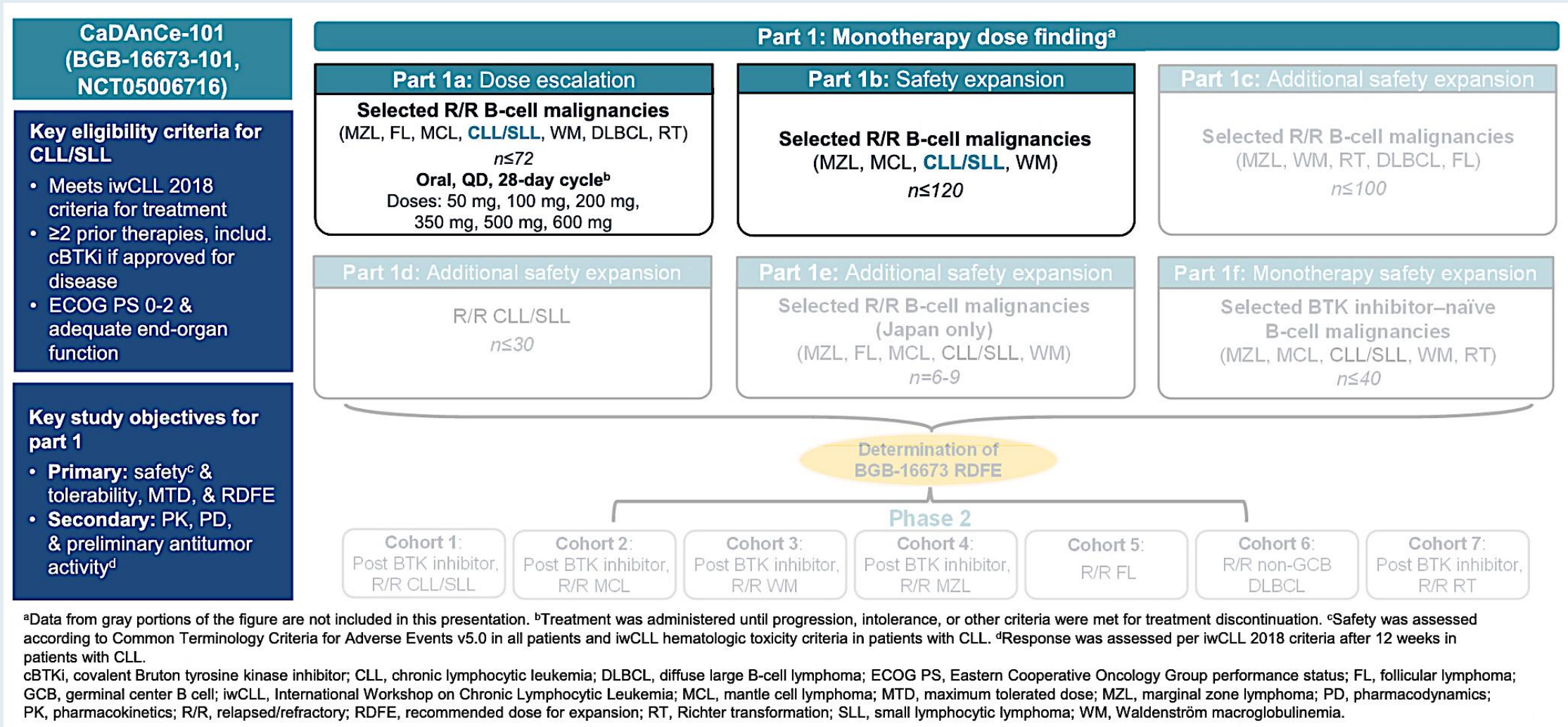


BTK, Bruton tyrosine kinase; cBTK, covalent Bruton tyrosine kinase; CLL/SLL, chronic lymphocytic leukemia/small lymphocytic lymphoma;

CNS, central nervous system; ncBTK, noncovalent Bruton tyrosine kinase; R/R, relapsed/refractory; ub, ubiquitin.

1. Moreno C. *Hematol Am Soc Hematol Educ Program*. 2020;2020:33-40; 2. Woyach JA, et al. *N Engl J Med*. 2014;370:2286-2294; 3. Wang E, et al. *N Engl J Med*. 2022;386:735-743; 4. Feng X, et al. EHA 2023. Abstract P1239; 5. Wang H, et al. EHA 2023. Abstract P1219; 6. Seymour JF, et al. ASH 2023; Abstract 4401.

CaDAnCe-101: A Phase I/II Dose-Escalation/Expansion Study of BGB-16673 for R/R B-Cell Cancers



CaDAnCe-101: Response Data

	50 mg (n=1)	100 mg (n=22)	200 mg (n=18)	350 mg (n=15)	500 mg (n=12)	Total (N=68)
Best overall response, n (%)						
CR/CRi	0	1 (4.5)	1 (5.6)	0	0	2 (2.9)
PR ^a	1 (100)	14 (63.6)	12 (66.7)	11 (73.3)	11 (91.7)	49 (72.1)
PR-L	0	2 (9.1)	4 (22.2)	0	1 (8.3)	7 (10.3)
SD	0	5 (22.7)	0	0	0	5 (7.4)
PD	0	0	1 (5.6)	1 (6.7)	0	2 (2.9)
Discontinued prior to first assessment	0	0	0	3 (20.0)	0	3 (4.4)
ORR, n (%)^b	1 (100)	17 (77.3)	17 (94.4)	11 (73.3)	12 (100)	58 (85.3)
Time to first response, median (range), months^c	2.9 (2.9-2.9)	2.8 (2.0-6.2)	2.9 (2.6-8.3)	2.9 (2.6-19.4)	2.8 (2.7-13.8)	2.8 (2.0-19.4)
Time to best response, median (range), months	2.9 (2.9-2.9)	2.9 (2.0-11.1)	3.0 (2.6-13.8)	5.6 (2.6-19.4)	8.4 (2.7-13.8)	4.2 (2.0-19.4)
Duration of exposure, median (range), months	29.6 (29.6-29.6)	12.3 (3.4-25.4)	14.4 (2.9-30.3)	19.8 (0.2-28.5)	20.4 (6.8-27.1)	13.6 (0.2-30.3)

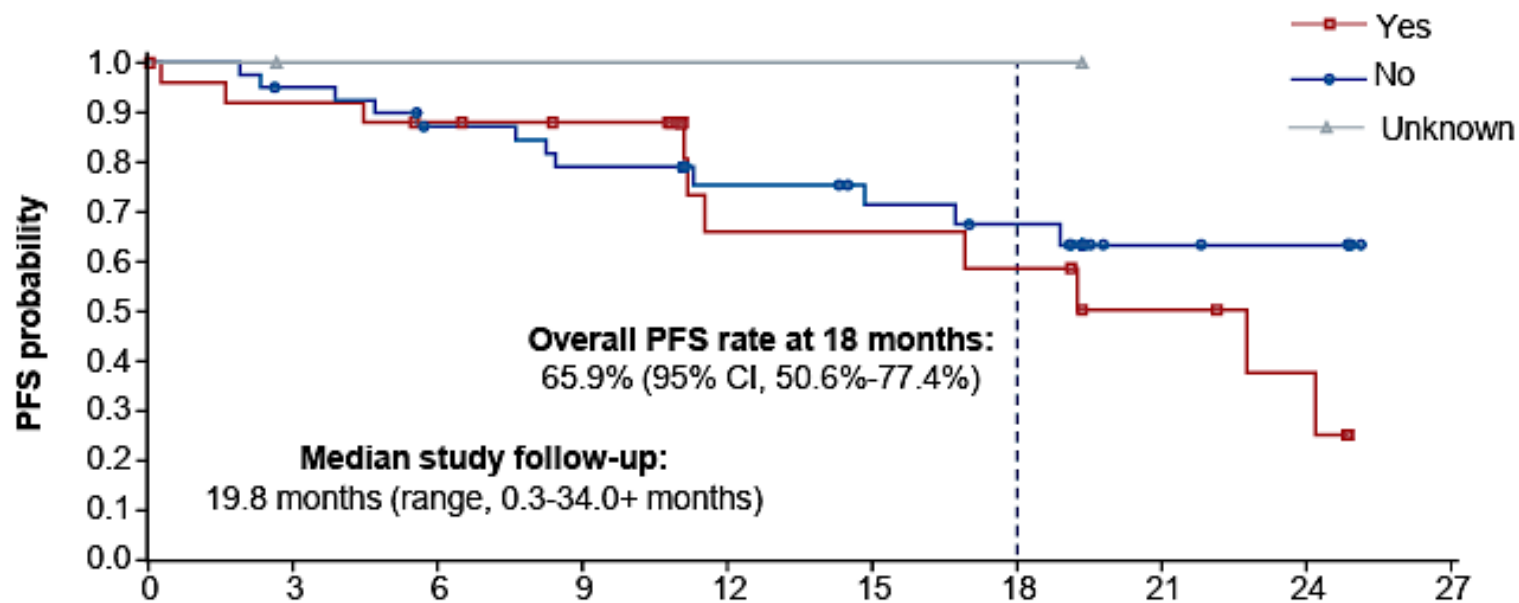
CaDAnCe-101: Overall Response Rate in High-Risk Subgroups

Characteristic, n/N with known status (%)	ORR
Prior cBTKi + BCL2i	41/44 (93.2)
Prior cBTKi + BCL2i + ncBTKi	9/12 (75.0)
6 or more prior lines of therapy	13/16 (81.3)
del(17p) and/or <i>TP53</i> mutation	37/46 (80.4)
Complex karyotype (≥ 3 abnormalities)	16/22 (72.7)
<i>BTK</i> mutations	20/26 (76.9)
<i>PLCG2</i> mutations	9/10 (90.0)

cBTKi = covalent BTK inhibitor; BCL2i = Bcl-2 inhibitor; ncBTKi = noncovalent BTK inhibitor

CaDAnCe-101: PFS Outcomes

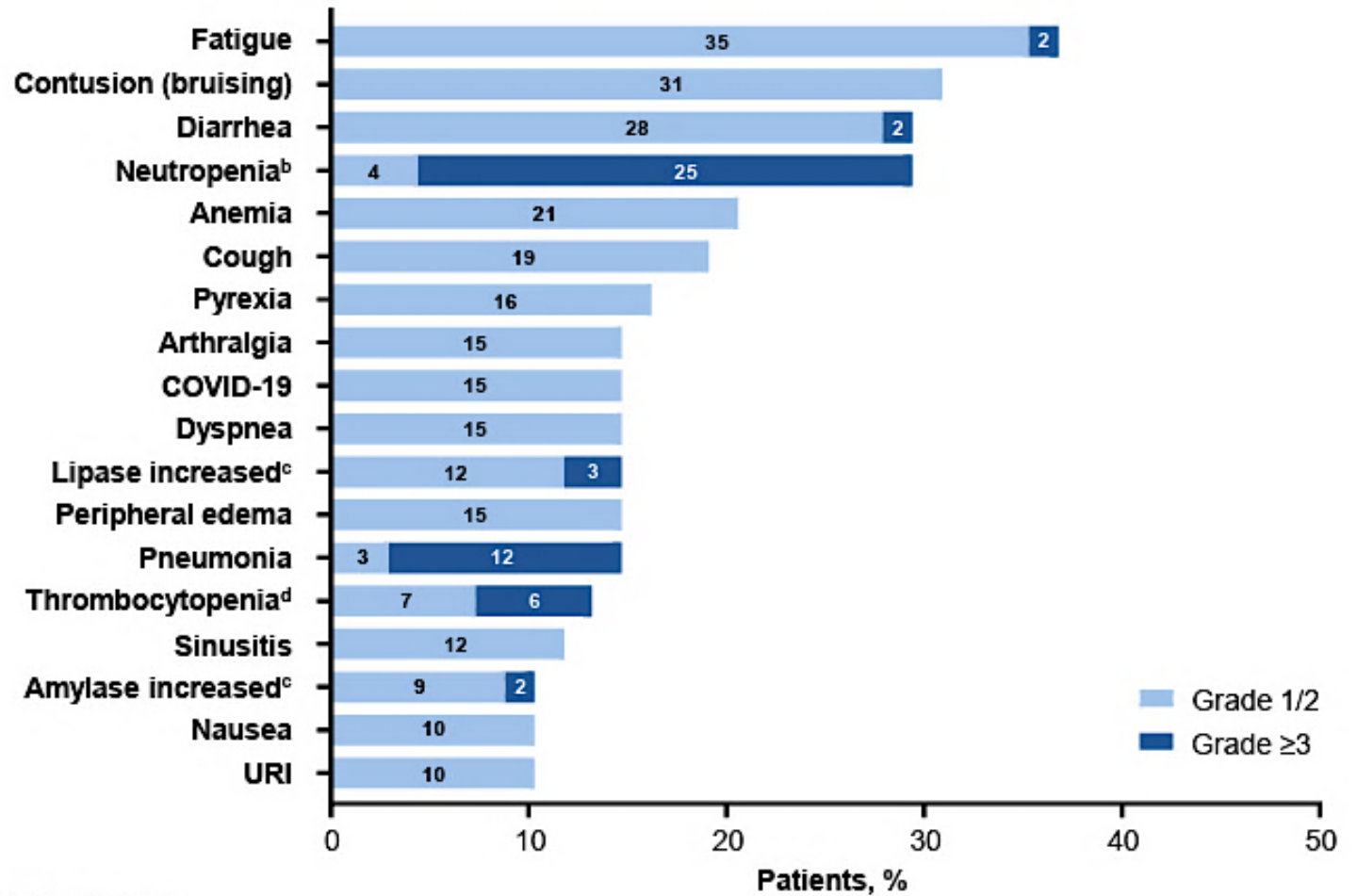
BTK mutation status	18-month PFS rate, % (95% CI)
Yes	58.7 (30.6-78.7)
No	67.5 (48.2-80.9)
Unknown	100 (100-100)



No. at risk	Months									
	0	3	6	9	12	15	18	21	24	27
Yes	26	23	21	19	9	9	8	5	3	0
No	40	37	32	29	21	18	16	5	4	0
Unknown	2	1	1	1	1	1	1	0	0	0

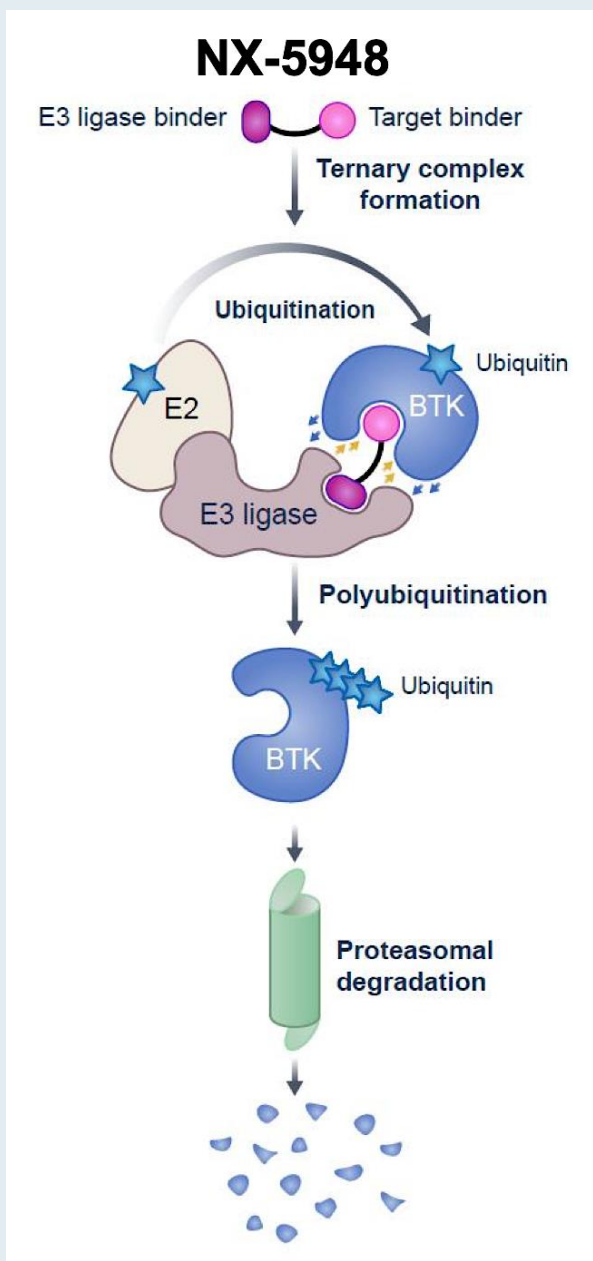
CaDAnCe-101: Safety Profile

- The most common TEAEs were fatigue (36.8%) and contusion (bruising; 30.9%)
- Grade ≥ 3 neutropenia: n=17 (25.0%); 16 patients (23.5%) had grade ≥ 2 neutropenia at baseline
 - Neutropenic fever: n=1
- Atrial fibrillation: n=3 (grade 1, n=1; grade 2, n=2; all transient (2 of them lasting 1 day) in the context of infection and PD, assessed as unrelated to treatment)
- Treatment-related major hemorrhage^a: n=2 (one grade 3 subdural hemorrhage and one grade 3 post-procedural hematuria)



Median follow-up in safety-evaluable patients: 19.8 months (range, 0.3-34.0+ months).
^aGrade ≥ 3 , serious, or any central nervous system bleeding. ^bNeutropenia combines preferred terms *neutrophil count decreased* and *neutropenia*. ^cAll events were laboratory findings and were transient, mostly occurring during the first 1-3 cycles of treatment, with no clinical pancreatitis. ^dThrombocytopenia combines preferred terms *platelet count decreased* and *thrombocytopenia*.
 PD, progressive disease; TEAE, treatment-emergent adverse event; URI, upper respiratory tract infection.

NX-5948: A Novel BTK Degradator



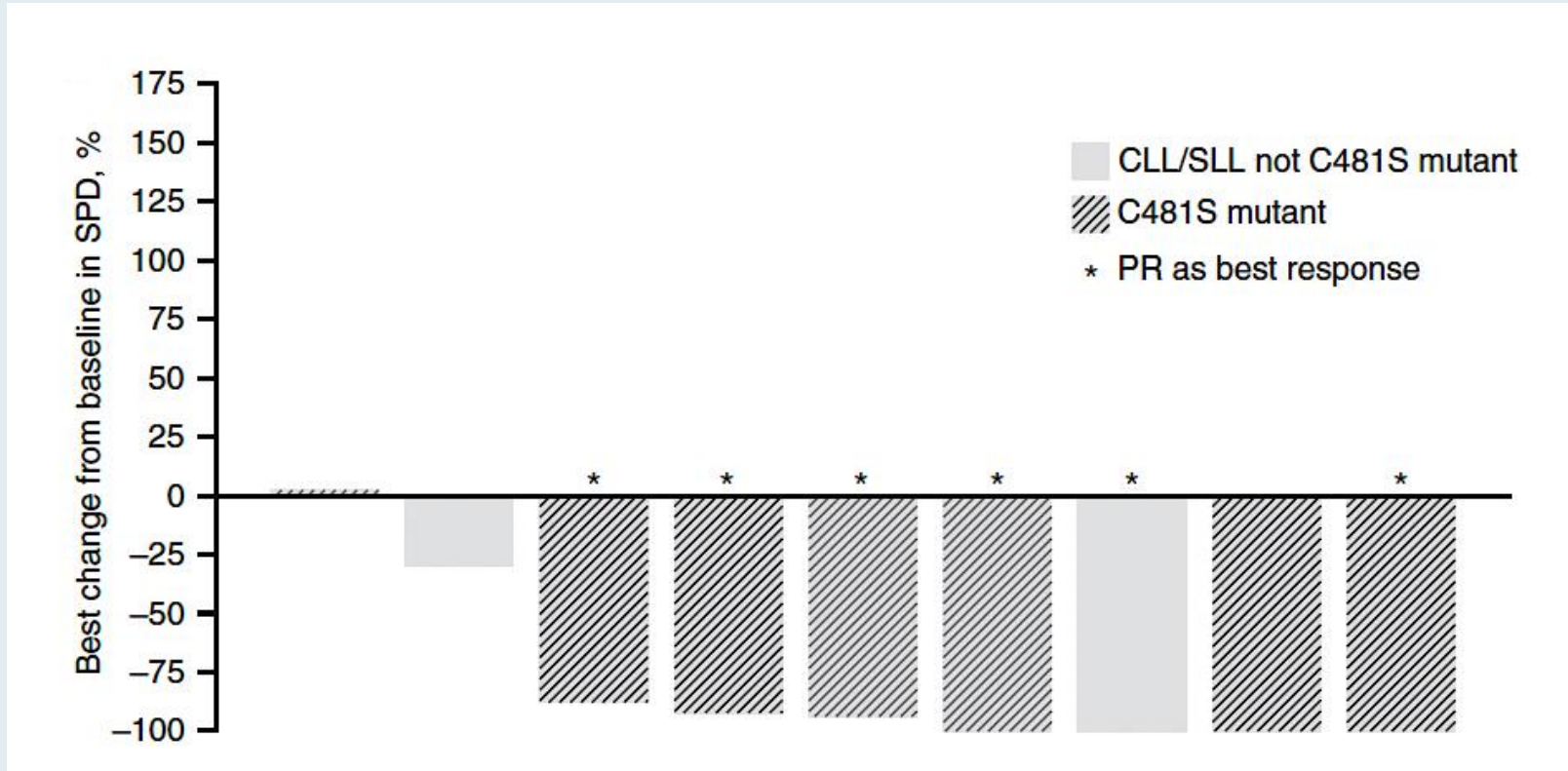
CLL response-evaluable patients	Primary ORR analysis ≥1 response assessment(s) at 8 weeks (n=49)
Objective response rate (ORR), % (95% CI)	75.5 (61.1–86.7)
Best response, n (%)	
CR	0 (0.0)
PR	36 (73.5)
PR-L	1 (2.0)
SD	10 (20.4)
PD	2 (4.1)

NX-5948: A Novel BTK Degradar – Safety Profile

TEAEs, n (%)	Patients with CLL/SLL (n=60)		
	Any grade	Grade ≥3	SAEs
Purpura/contusion ^a	22 (36.7)	–	–
Fatigue ^b	16 (26.7)	–	–
Petechiae	16 (26.7)	–	–
Thrombocytopenia ^c	10 (16.7)	1 (1.7)	–
Rash ^d	14 (23.3)	1 (1.7)	1 (1.7)
Neutropenia ^e	14 (23.3)	11 (18.3)	–
Anemia	11 (18.3)	4 (6.7)	–
Headache	10 (16.7)	–	–
COVID-19 ^f	10 (16.7)	–	–
Diarrhea	12 (20.0)	1 (1.7)	–
Cough	9 (15.0)	–	–
Pneumonia ^g	4 (6.7)	2 (3.3)	2 (3.3)
Lower respiratory tract infection	3 (5.0)	1 (1.7)	1 (1.7)
Fall	1 (1.7)	1 (1.7)	1 (1.7)
Hypertension	2 (3.3)	1 (1.7)	–
Hyponatremia	–	–	–
Pulmonary embolism	1 (1.7)	1 (1.7)	1 (1.7)
Subdural hematoma	1 (1.7)	–	1 (1.7)

TEAE = treatment-emergent adverse event; SAE = serious adverse event

Nemtabrutinib: A Novel Reversible BTK Inhibitor



In a Phase I study, among the 22 patients with CLL, 8 (36.4%) achieved at least a partial remission with lymphocytosis as best response.

Among the 47 patients with CLL or NHL in the safety analysis, atrial fibrillation was reported in 1 patient (Grade 3), and no ventricular arrhythmias or unexplained deaths were reported. Hypertension was reported in 32% of patients (Grade 2 in 17%, Grade 3 in 15%).